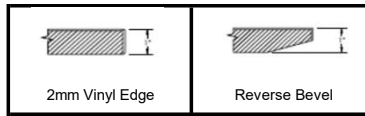





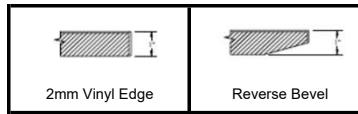
# Blade Standard Laminate



Shape	Item Code	Length	Width	# of Bases	Top Sections	Qty. 1	Qty. 3	Add for Self edge or Reverse Bevel Qty. 1	Add for Self edge or Reverse Bevel Qty. 3	Add Base upgrade: Brushed S. Steel	Add Base upgrade: Polished S. Steel	Add Base upgrade: Laminate	Add Base upgrade: Veneer	Add Base upgrade: High Gloss Paint
<b>Round</b> 	B1P-XX							5PR-XX		BSB-XX	BSP-XX	BPL-XX	BWV-XX	BHG-XX
	B1P-36	36 <sup>Ø</sup>	CR	1		4548	4310	440	427	4135	4135	1765	2107	1252
	B1P-42	42 <sup>Ø</sup>	CR	1		5138	4863	553	531	4438	4438	1636	2316	1277
	B1P-48	48 <sup>Ø</sup>	CR	1		5340	5065	555	533	4589	4589	1574	2423	1312
	B1P-54	54 <sup>Ø</sup>	CR	1		6414	5985	663	628	4990	4990	1621	2724	1399
	B1P-60	60 <sup>Ø</sup>	CR	1		6700	6271	663	628	5217	5217	1525	2882	1419
	B1P-72	72 <sup>Ø</sup>	CR	2		8333	7995	1160	1107	5973	5973	1204	3407	1481
<b>Square</b> 	B7P-XXXX							7PR-XX		BSB-XX	BSP-XX	BPL-XX	BWV-XX	BHG-XX
	B7P-3636	36 x 36	CR	1		4613	4375	479	488	4135	4135	1765	2107	1252
	B7P-4242	42 x 42	CR	1		5224	4949	607	611	4438	4438	1636	2316	1277
	B7P-4848	48 x 48	CR	1		5452	5177	626	630	4589	4589	1574	2423	1312
	B7P-5454	54 x 54	CR	1		6555	6125	752	748	4990	4990	1621	2724	1399
	B7P-6060	60 x 60	CR	1		6875	6445	773	769	5217	5217	1525	2882	1419
	B7P-7272	72 x 72	CR	2		8466	8128	1318	1321	5973	5973	1204	3407	1481
<b>Rectangle</b> 	B5P-XXXX							5PR-XX		BSB-XX	BSP-XX	BPL-XX	BWV-XX	BHG-XX
	B5P-7236	72 x 36	2	1		4825	4650	659	661	2402	2402	962	799	494
	B5P-7242	72 x 42	2	1		5341	5134	743	741	2705	2705	833	1008	519
	B5P-7248	72 x 48	2	1		5492	5285	756	754	2856	2856	770	1115	554
	B5P-8442	84 x 42	2	1		5700	5474	806	799	2705	2705	833	1008	519
	B5P-8448	84 x 48	2	1		5863	5637	822	815	2856	2856	770	1115	554
	B5P-9642	96 x 42	2	1		6039	5792	868	858	2705	2705	833	1008	519
	B5P-9648	96 x 48	2	1		6207	5959	886	875	2856	2856	770	1115	554
	B5P-9654	96 x 54	2	1		7055	6731	999	982	3083	3083	674	1273	554
	B5P-9660	96 x 60	2	1		7285	6961	1017	999	3310	3310	579	1431	574
	B5P-9672	96 x 72	2	2		8555	8154	1513	1505	4067	4067	258	1957	637
	B5P-10842	108 x 42	2	1		6926	6653	709	685	2705	2705	833	1008	519
	B5P-10848	108 x 48	2	1		7348	7045	953	939	2856	2856	770	1115	554
	B5P-10854	108 x 54	2	1		7953	7602	1079	1056	3083	3083	674	1273	554
B5P-10860	108 x 60	2	1		8187	7837	1099	1076	3310	3310	579	1431	574	
B5P-10872	108 x 72	2	2		9747	9276	1683	1665	4067	4067	258	1957	637	

Add Access Door to Base for Wire Management: Colora \$909; High Gloss Paint \$1156; Laminate \$1111; Veneer \$1211; S. Steel (Brushed or Polished) \$1114

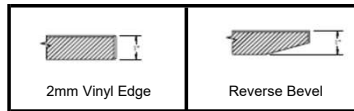
# Blade Standard Laminate



Shape	Item Code	Length	Width	# of Bases	Top Sections	Qty.		Add for Self edge or Reverse Bevel Qty. 1	Add for Self edge or Reverse Bevel Qty. 3	Add Base upgrade: Brushed S. Steel	Add Base upgrade: Polished S. Steel	Add Base upgrade: Laminate	Add Base upgrade: Veneer	Add Base upgrade: High Gloss Paint
						1	3							
<b>Rectangle cont'd.</b>	B5P-XXXXX							5PR-XXXXX		BSB-XX	BSP-XX	BPL-XX	BWV-XX	BHG-XX
	B5P-12048	120 x 48		2	2	7968	7610	1383	1383	2856	2856	770	1115	554
	B5P-12054	120 x 54		2	2	8620	8208	1523	1514	3083	3083	674	1273	554
	B5P-12060	120 x 60		2	2	8859	8448	1545	1536	3310	3310	579	1431	574
	B5P-12072	120 x 72		2	2	9852	9389	2465	2484	4067	4067	258	1957	637
	B5P-13248	132 x 48		3	2	9837	9436	1495	1488	4284	4284	1155	1673	831
	B5P-13254	132 x 54		3	2	10648	10185	1663	1644	4625	4625	1012	1910	831
	B5P-13260	132 x 60		3	2	10961	10498	1687	1668	4965	4965	868	2147	861
	B5P-13272	132 x 72		3	3	12775	12199	2243	2233	6100	6100	387	2935	955
	B5P-14448	144 x 48		3	2	9986	9585	1513	1505	4284	4284	1155	1673	831
	B5P-14454	144 x 54		3	2	10802	10339	1683	1664	4625	4625	1012	1910	831
	B5P-14460	144 x 60		3	2	11119	10656	1709	1690	4965	4965	868	2147	861
	B5P-14472	144 x 72		3	3	12942	12366	2269	2259	6100	6100	387	2935	955
	B5P-16848	168 x 48		3	2	10950	10503	1643	1629	4284	4284	1155	1673	831
	B5P-16854	168 x 54		3	2	12453	11842	1841	1814	4625	4625	1012	1910	831
	B5P-16860	168 x 60		3	2	12787	12176	1872	1845	4965	4965	868	2147	861
	B5P-16872	168 x 72		3	3	14865	14227	2536	2221	6100	6100	387	2935	955
	B5P-18048	180 x 48		3	2	11467	10956	1756	1736	4284	4284	1155	1673	831
	B5P-18054	180 x 54		3	2	13060	12398	1979	1944	4625	4625	1012	1910	831
	B5P-18060	180 x 60		3	2	13398	12736	2012	1977	4965	4965	868	2147	861
	B5P-18072	180 x 72		3	3	15052	14139	2563	2537	6100	6100	387	2935	955
	B5P-19248	192 x 48		3	2	11617	11106	1773	1753	4284	4284	1155	1673	831
	B5P-19254	192 x 54		3	2	13214	12551	1999	1964	4625	4625	1012	1910	831
	B5P-19260	192 x 60		3	2	13557	12893	2034	1999	4965	4965	868	2147	861
	B5P-19272	192 x 72		3	4	15547	14780	3026	3012	6100	6100	387	2935	955
	B5P-21648	216 x 48		4	2	14348	13766	1904	1875	5712	5712	1540	2230	1109
	B5P-21654	216 x 54		4	2	16130	15395	2158	2113	6166	6166	1349	2547	1109
	B5P-21660	216 x 60		4	2	16550	15816	2198	2152	6620	6620	1158	2863	1149
	B5P-21672	216 x 72		4	4	19779	18816	3364	3329	8134	8134	516	3913	1273
	B5P-24048	240 x 48		4	3	15868	15116	2448	2426	5409	5409	1665	2017	1037
	B5P-24054	240 x 54		4	3	18170	17205	2742	2702	6166	6166	1349	2547	1109
	B5P-24060	240 x 60		4	3	18566	17560	2786	2745	6620	6620	1158	2863	1149
	B5P-24072	240 x 72		4	4	20256	19368	3417	3304	8134	8134	516	3913	1273

Add Access Door to Base for Wire Management: Colora \$909; High Gloss Paint \$1156; Laminate \$1111; Veneer \$1211; S. Steel (Brushed or Polished) \$1114

# Blade Standard Laminate

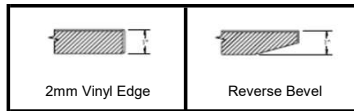


Shape(s)	Order code	Length	Width	# of Bases	Top Sections			Add for Self edge or Reverse Bevel Qty. 1	Add for Self edge or Reverse Bevel Qty. 3	Add Base upgrade: Brushed S. Steel	Add Base upgrade: Polished S. Steel	Add Base upgrade: Laminate	Add Base upgrade: Veneer	Add Base upgrade: High Gloss Paint
						Qty. 1	Qty. 3							
<b>Arced Boat</b>	B6P-XXXXX							6PR-XXXXX		BSB-XX	BSP-XX	BPL-XX	BWV-XX	BHG-XX
	B6P-7242	72 x 42 / 30	2	1		5682	5415	743	741	2705	2705	833	1008	519
	B6P-7248	72 x 48 / 35	2	1		5833	5566	756	754	2856	2856	770	1115	554
	B6P-8442	84 x 42 / 30	2	1		6105	5818	806	799	2705	2705	833	1008	519
	B6P-8448	84 x 48 / 35	2	1		6268	5981	822	815	2856	2856	770	1115	554
	B6P-9642	96 x 42 / 30	2	1		6506	6198	868	858	2705	2705	833	1008	519
	B6P-9648	96 x 48 / 35	2	1		6674	6365	886	875	2856	2856	770	1115	554
	B6P-9654	96 x 54 / 38	2	1		7521	7136	999	982	3083	3083	674	1273	554
	B6P-9660	96 x 60 / 42	2	1		7752	7367	1017	999	3310	3310	579	1431	574
	B6P-9672	96 x 72 / 48	2	2		9021	8559	1513	1505	4067	4067	258	1957	637
	B6P-10842	108 x 42 / 30	2	1		7394	7059	709	685	2705	2705	833	1008	519
	B6P-10848	108 x 48 / 35	2	1		7815	7451	953	939	2856	2856	770	1115	554
	B6P-10854	108 x 54 / 38	2	1		8419	8008	1079	1056	3083	3083	674	1273	554
	B6P-10860	108 x 60 / 42	2	1		8654	8244	1099	1076	3310	3310	579	1431	574
	B6P-10872	108 x 72 / 48	2	2		10215	9683	1683	1665	4067	4067	258	1957	637
	B6P-12048	120 x 48 / 35	2	2		8497	8077	1383	1383	2856	2856	770	1115	554
	B6P-12054	120 x 54 / 38	2	2		9149	8676	1523	1514	3083	3083	674	1273	554
	B6P-12060	120 x 60 / 42	2	2		9388	8915	1545	1536	3310	3310	579	1431	574
	B6P-12072	120 x 72 / 48	2	2		10381	9856	2465	2484	4067	4067	258	1957	637
	B6P-13248	132 x 48 / 35	3	2		10366	9904	1495	1488	4284	4284	1155	1673	831
	B6P-13254	132 x 54 / 38	3	2		11177	10653	1663	1644	4625	4625	1012	1910	831
	B6P-13260	132 x 60 / 42	3	2		11490	10966	1687	1668	4965	4965	868	2147	861
	B6P-13272	132 x 72 / 48	3	3		13304	12666	2243	2233	6100	6100	387	2935	955
	B6P-14448	144 x 48 / 35	3	2		10577	10115	1513	1505	4284	4284	1155	1673	831
	B6P-14454	144 x 54 / 38	3	2		11393	10868	1683	1664	4625	4625	1012	1910	831
	B6P-14460	144 x 60 / 42	3	2		11710	11185	1709	1690	4965	4965	868	2147	861
	B6P-14472	144 x 72 / 48	3	3		13533	13071	2269	2075	6100	6100	387	2935	955
	B6P-16848	168 x 48 / 35	3	2		11603	11095	1643	1629	4284	4284	1155	1673	831
	B6P-16854	168 x 54 / 38	3	2		13105	12434	1841	1814	4625	4625	1012	1910	831
	B6P-16860	168 x 60 / 42	3	2		13439	12768	1872	1845	4965	4965	868	2147	861
	B6P-16872	168 x 72 / 48	3	3		15517	14542	2536	2510	6100	6100	387	2935	955
	B6P-18048	180 x 48 / 35	3	2		12119	11548	1756	1736	4284	4284	1155	1673	831
	B6P-18054	180 x 54 / 38	3	2		13713	12989	1979	1944	4625	4625	1012	1910	831
	B6P-18060	180 x 60 / 42	3	2		14052	13327	2012	1977	4965	4965	868	2147	861
	B6P-18072	180 x 72 / 48	3	3		15706	14731	2563	2537	6100	6100	387	2935	955
	B6P-19248	192 x 48 / 35	3	2		12828	12256	1773	1753	4284	4284	1155	1673	831
	B6P-19254	192 x 54 / 38	3	2		14426	13701	1999	1964	4625	4625	1012	1910	831
	B6P-19260	192 x 60 / 42	3	2		14768	14044	2034	1999	4965	4965	868	2147	861
	B6P-19272	192 x 72 / 48	3	4		16758	15931	3026	3012	6100	6100	387	2935	955
	B6P-21648	216 x 48 / 35	4	2		15186	14544	1904	1875	5712	5712	1540	2230	1109
	B6P-21654	216 x 54 / 38	4	2		16969	16173	2158	2113	6166	6166	1349	2547	1109
	B6P-21660	216 x 60 / 42	4	2		17390	16594	2198	2152	6620	6620	1158	2863	1149
	B6P-21672	216 x 72 / 48	4	4		20618	19594	3364	3329	8134	8134	516	3913	1273
	B6P-24048	240 x 48 / 35	4	3		17451	16637	2448	2426	5409	5409	1665	2017	1076
	B6P-24054	240 x 54 / 38	4	3		19754	18727	2742	2702	6166	6166	1349	2547	1109
	B6P-24060	240 x 60 / 42	4	3		20150	19082	2786	2745	6620	6620	1158	2863	1149
	B6P-24072	240 x 72 / 48	4	4		21840	20807	3417	3381	8134	8134	516	3913	1273



Add Access Door to Base for Wire Management: Colora \$909; High Gloss Paint \$1156; Laminate \$1111; Veneer \$1211; S. Steel (Brushed or Polished) \$1114

# Blade Standard Laminate

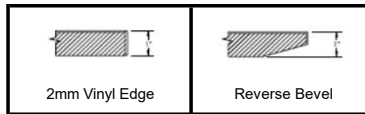


Shape(s)	Order code	Length	Width	# of Bases	Top Sections			Add for Self edge or Reverse Bevel Qty. 1	Add for Self edge or Reverse Bevel Qty. 3	Add Base upgrade: Brushed S. Steel	Add Base upgrade: Polished S. Steel	Add Base upgrade: Laminate	Add Base upgrade: Veneer	Add Base upgrade: High Gloss Paint
						Qty. 1	Qty. 3							
<b>Arced Wedge</b>	B9P-XXXXX							9PR-XXXXX		BSB-XX	BSP-XX	BPL-XX	BWV-XX	BHG-XX
	B9P-7242	72 x 42 / 30	2	1		5682	5415	743	710	2705	2705	833	1008	519
	B9P-7248	72 x 48 / 35	2	1		5833	5566	756	723	2856	2856	770	1115	554
	B9P-8442	84 x 42 / 30	2	1		6105	5818	806	766	2705	2705	833	1008	519
	B9P-8448	84 x 48 / 35	2	1		6268	5981	822	782	2856	2856	770	1115	554
	B9P-9642	96 x 42 / 30	2	1		6506	6198	868	823	2705	2705	833	1008	519
	B9P-9648	96 x 48 / 35	2	1		6674	6365	886	840	2856	2856	770	1115	554
	B9P-9654	96 x 54 / 38	2	1		7521	7136	999	943	3083	3083	674	1273	554
	B9P-9660	96 x 60 / 42	2	1		7752	7367	1017	960	3310	3310	579	1431	574
	B9P-9672	96 x 72 / 48	2	2		9021	8559	1513	1444	4067	4067	258	1957	637
	B9P-10842	108 x 42 / 30	2	1		7394	7059	709	659	2705	2705	833	1008	519
	B9P-10848	108 x 48 / 35	2	1		7815	7451	953	901	2856	2856	770	1115	554
	B9P-10854	108 x 54 / 38	2	1		8419	8008	1079	1015	3083	3083	674	1273	554
	B9P-10860	108 x 60 / 42	2	1		8654	8244	1099	1034	3310	3310	579	1431	574
	B9P-10872	108 x 72 / 48	2	2		10215	9683	1683	1597	4067	4067	258	1957	637
	B9P-12048	120 x 48 / 35	2	2		8497	8077	1383	1325	2856	2856	770	1115	554
	B9P-12054	120 x 54 / 38	2	2		9149	8676	1523	1452	3083	3083	674	1273	554
	B9P-12060	120 x 60 / 42	2	2		9388	8915	1545	1474	3310	3310	579	1431	574
	B9P-12072	120 x 72 / 48	2	2		10381	9856	2465	2378	4067	4067	258	1957	637
	B9P-13248	132 x 48 / 35	3	2		10366	9904	1495	1426	4284	4284	1155	1673	831
	B9P-13254	132 x 54 / 38	3	2		11177	10653	1663	1576	4625	4625	1012	1910	831
	B9P-13260	132 x 60 / 42	3	2		11490	10966	1687	1600	4965	4965	868	2147	861
	B9P-13272	132 x 72 / 48	3	3		13304	12666	2243	2140	6100	6100	387	2935	955
	B9P-14448	144 x 48 / 35	3	2		10577	10115	1513	1444	4284	4284	1155	1673	831
	B9P-14454	144 x 54 / 38	3	2		11393	10868	1683	1596	4625	4625	1012	1910	831
	B9P-14460	144 x 60 / 42	3	2		11710	11185	1709	1622	4965	4965	868	2147	861
	B9P-14472	144 x 72 / 48	3	3		13533	13071	2269	1991	6100	6100	387	2935	955
	B9P-16848	168 x 48 / 35	3	2		11603	11095	1643	1563	4284	4284	1155	1673	831
	B9P-16854	168 x 54 / 38	3	2		13105	12434	1841	1741	4625	4625	1012	1910	831
	B9P-16860	168 x 60 / 42	3	2		13439	12768	1872	1772	4965	4965	868	2147	861
	B9P-16872	168 x 72 / 48	3	3		15517	14542	2536	2408	6100	6100	387	2935	955
	B9P-18048	180 x 48 / 35	3	2		12119	11548	1756	1665	4284	4284	1155	1673	831
	B9P-18054	180 x 54 / 38	3	2		13713	12989	1979	1865	4625	4625	1012	1910	831
	B9P-18060	180 x 60 / 42	3	2		14052	13327	2012	1898	4965	4965	868	2147	861
	B9P-18072	180 x 72 / 48	3	3		15706	14731	2563	2435	6100	6100	387	2935	955
	B9P-19248	192 x 48 / 35	3	2		12828	12256	1773	1683	4284	4284	1155	1673	831
	B9P-19254	192 x 54 / 38	3	2		14426	13701	1999	1885	4625	4625	1012	1910	831
	B9P-19260	192 x 60 / 42	3	2		14768	14044	2034	1920	4965	4965	868	2147	861
	B9P-19272	192 x 72 / 48	3	4		16758	15931	3026	2888	6100	6100	387	2935	955
	B9P-21648	216 x 48 / 35	4	2		15186	14544	1904	1800	5712	5712	1540	2230	1109
	B9P-21654	216 x 54 / 38	4	2		16969	16173	2158	2029	6166	6166	1349	2547	1109
	B9P-21660	216 x 60 / 42	4	2		17390	16594	2198	2069	6620	6620	1158	2863	1149
	B9P-21672	216 x 72 / 48	4	4		20618	19594	3364	3193	8134	8134	516	3913	1273
	B9P-24048	240 x 48 / 35	4	3		17451	16637	2448	2327	5409	5409	1665	2017	1076
	B9P-24054	240 x 54 / 38	4	3		19754	18727	2742	2592	6166	6166	1349	2547	1109
	B9P-24060	240 x 60 / 42	4	3		20150	19082	2786	2636	6620	6620	1158	2863	1149
	B9P-24072	240 x 72 / 48	4	4		21840	20807	3417	3245	8134	8134	516	3913	1273



Add Access Door to Base for Wire Management:  
 Colora \$909;  
 High Gloss Paint \$1156;  
 Laminate \$1111;  
 Veneer \$1211;  
 S. Steel (Brushed or Polished) \$1114

# Blade Standard Laminate

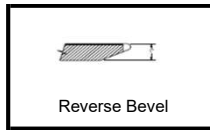


Shape(s)	Order code	Length	Width h	# of Bases	Top Sections	Qty. 1	Qty. 3	Add for Self edge or Reverse Bevel Qty. 1	Add for Self edge or Reverse Bevel Qty. 3	Add Base upgrade: Brushed S. Steel	Add Base upgrade: Polished S. Steel	Add Base upgrade: Laminate	Add Base upgrade: Veneer	Add Base upgrade: High Gloss Paint
<b>Oval</b>	B10P-XXXXX							10PR-XXXXX		BSB-XX	BSP-XX	BPL-XX	BWV-XX	BHG-XX
	B10P-7242	72 x 42	2	1		5682	5415	743	710	2705	2705	833	1008	519
	B10P-7248	72 x 48	2	1		5833	5566	756	723	2856	2856	770	1115	554
	B10P-8442	84 x 42	2	1		6105	5818	806	766	2705	2705	833	1008	519
	B10P-8448	84 x 48	2	1		6268	5981	822	782	2856	2856	770	1115	554
	B10P-9642	96 x 42	2	1		6506	6198	868	823	2705	2705	833	1008	519
	B10P-9648	96 x 48	2	1		6674	6365	886	840	2856	2856	770	1115	554
	B10P-9654	96 x 54	2	1		7521	7136	999	943	3083	3083	674	1273	554
	B10P-9660	96 x 60	2	1		7752	7367	1017	960	3310	3310	579	1431	574
	B10P-9672	96 x 72	2	2		9021	8559	1513	1444	4067	4067	258	1957	637
	B10P-10842	108 x 42	2	1		7394	7059	709	659	2705	2705	833	1008	519
	B10P-10848	108 x 48	2	1		7815	7451	953	901	2856	2856	770	1115	554
	B10P-10854	108 x 54	2	1		8419	8008	1079	1015	3083	3083	674	1273	554
	B10P-10860	108 x 60	2	1		8654	8244	1099	1034	3310	3310	579	1431	574
	B10P-10872	108 x 72	2	2		10215	9683	1683	1597	4067	4067	258	1957	637
	B10P-12048	120 x 48	2	2		8497	8077	1383	1325	2856	2856	770	1115	554
	B10P-12054	120 x 54	2	2		9149	8676	1523	1452	3083	3083	674	1273	554
	B10P-12060	120 x 60	2	2		9388	8915	1545	1474	3310	3310	579	1431	574
	B10P-12072	120 x 72	2	2		10381	9856	2465	2378	4067	4067	258	1957	637
	B10P-13248	132 x 48	3	2		10366	9904	1495	1426	4284	4284	1155	1673	831
	B10P-13254	132 x 54	3	2		11177	10653	1663	1576	4625	4625	1012	1910	831
	B10P-13260	132 x 60	3	2		11490	10966	1687	1600	4965	4965	868	2147	861
	B10P-13272	132 x 72	3	3		13304	12666	2243	2140	6100	6100	387	2935	955
	B10P-14448	144 x 48	3	2		10577	10115	1513	1444	4284	4284	1155	1673	831
	B10P-14454	144 x 54	3	2		11393	10868	1683	1596	4625	4625	1012	1910	831
	B10P-14460	144 x 60	3	2		11710	11185	1709	1622	4965	4965	868	2147	861
	B10P-14472	144 x 72	3	3		13533	13071	2269	1991	6100	6100	387	2935	955
	B10P-16848	168 x 48	3	2		11603	11095	1643	1563	4284	4284	1155	1673	831
	B10P-16854	168 x 54	3	2		13105	12434	1841	1741	4625	4625	1012	1910	831
	B10P-16860	168 x 60	3	2		13439	12768	1872	1772	4965	4965	868	2147	861
	B10P-16872	168 x 72	3	3		15517	14542	2536	2408	6100	6100	387	2935	955
	B10P-18048	180 x 48	3	2		12119	11548	1756	1665	4284	4284	1155	1673	831
	B10P-18054	180 x 54	3	2		13713	12989	1979	1865	4625	4625	1012	1910	831
	B10P-18060	180 x 60	3	2		14052	13327	2012	1898	4965	4965	868	2147	861
	B10P-18072	180 x 72	3	3		15706	14731	2563	2435	6100	6100	387	2935	955
	B10P-19248	192 x 48	3	2		12828	12256	1773	1683	4284	4284	1155	1673	831
	B10P-19254	192 x 54	3	2		14426	13701	1999	1885	4625	4625	1012	1910	831
	B10P-19260	192 x 60	3	2		14768	14044	2034	1920	4965	4965	868	2147	861
	B10P-19272	192 x 72	3	4		16758	15931	3026	2888	6100	6100	387	2935	955
	B10P-21648	216 x 48	4	2		15186	14544	1904	1800	5712	5712	1540	2230	1109
	B10P-21654	216 x 54	4	2		16969	16173	2158	2029	6166	6166	1349	2547	1109
	B10P-21660	216 x 60	4	2		17390	16594	2198	2069	6620	6620	1158	2863	1149
	B10P-21672	216 x 72	4	4		20618	19594	3364	3193	8134	8134	516	3913	1273
	B10P-24048	240 x 48	4	3		17451	16637	2448	2327	5409	5409	1665	2017	1076
	B10P-24054	240 x 54	4	3		19754	18727	2742	2592	6166	6166	1349	2547	1109
	B10P-24060	240 x 60	4	3		20150	19082	2786	2636	6620	6620	1158	2863	1149
	B10P-24072	240 x 72	4	4		21840	20807	3417	3245	8134	8134	516	3913	1273

Add Access Door to Base for Wire Management: Colora \$909; High Gloss Paint \$1156; Laminate \$1111; Veneer \$1211; S. Steel (Brushed or Polished) \$1114

# Blade

## Standard Wood Veneer

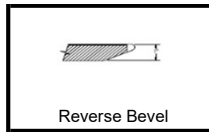


Shape	Item Code	Length	Width	# of Bases	Top Sections	Qty. 1	Qty. 3	Add Base upgrade: Brushed S. Steel	Add Base upgrade: Polished S. Steel	Add Base upgrade: Laminate	Add Base upgrade: Veneer	Add Base upgrade: High Gloss Paint
	<b>Round</b>	B1W-XX						BSB-XX	BSP-XX	BPL-XX	BWV-XX	BHG-XX
	B1W-36	36 ∅	CR	1	6601	6188	4135	4135	1765	2107	1252	
	B1W-42	42 ∅	CR	1	7302	6889	4438	4438	1636	2316	1277	
	B1W-48	48 ∅	CR	1	8171	7758	4589	4589	1574	2423	1312	
	B1W-54	54 ∅	CR	1	9408	8995	4990	4990	1621	2724	1399	
	B1W-60	60 ∅	CR	1	9972	9560	5217	5217	1525	2882	1419	
	B1W-72	72 ∅	CR	1	13976	13563	5973	5973	1204	3407	1481	
	<b>Square</b>	B7W-XXXX						BSB-XX	BSP-XX	BPL-XX	BWV-XX	BHG-XX
	B7W-3636	36 x 36	CR	1	6074	5940	4135	4135	1765	2107	1252	
	B7W-4242	42 x 42	CR	1	6781	6550	4438	4438	1636	2316	1277	
	B7W-4848	48 x 48	CR	1	7512	7316	4589	4589	1574	2423	1312	
	B7W-5454	54 x 54	CR	1	8610	8467	4990	4990	1621	2724	1399	
	B7W-6060	60 x 60	CR	1	9661	9568	5217	5217	1525	2882	1419	
	B7W-7272	72 x 72	CR	1	13144	13221	5973	5973	1204	3407	1481	
	<b>Rectangle</b>	B5W-XXXXX						BSB-XX	BSP-XX	BPL-XX	BWV-XX	BHG-XX
	B5W-7236	72 x 36	2	1	7117	6901	2402	2402	962	799	494	
	B5W-7242	72 x 42	2	1	7825	7642	2705	2705	833	1008	519	
	B5W-7248	72 x 48	2	1	8347	8189	2856	2856	770	1115	554	
	B5W-8442	84 x 42	2	1	8506	8356	2705	2705	833	1008	519	
	B5W-8448	84 x 48	2	1	9077	8954	2856	2856	770	1115	554	
	B5W-9642	96 x 42	2	1	9099	8977	2705	2705	833	1008	519	
	B5W-9648	96 x 48	2	1	9846	9760	2856	2856	770	1115	554	
	B5W-9654	96 x 54	2	1	10706	10661	3083	3083	674	1273	554	
	B5W-9660	96 x 60	2	1	11459	11449	3310	3310	579	1431	574	
	B5W-9672	96 x 72	2	2	14427	14563	4067	4067	258	1957	637	
	B5W-10842	108 x 42	2	1	10309	10246	2705	2705	833	1008	519	
	B5W-10848	108 x 48	2	1	11233	11215	2856	2856	770	1115	554	
	B5W-10854	108 x 54	2	1	12064	12085	3083	3083	674	1273	554	
	B5W-10860	108 x 60	2	1	12857	12916	3310	3310	579	1431	574	
B5W-10872	108 x 72	2	2	15893	16100	4067	4067	258	1957	637		

Add Access Door to Base for Wire Management: Colora \$909; High Gloss Paint \$1156; Laminate \$1111; Veneer \$1211; S. Steel (Brushed or Polished) \$1114

# Blade

## Standard Wood Veneer

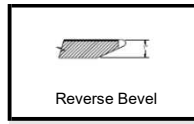


Shape	Item Code	Length	Width	# of Bases	Top Sections	Qty. 1	Qty. 3	Add Base upgrade: Brushed S. Steel	Add Base upgrade: Polished S. Steel	Add Base upgrade: Laminate	Add Base upgrade: Veneer	Add Base upgrade: High Gloss Paint
<b>Rectangle cont'd.</b>	B5W-XXXXX							BSB-XX	BSP-XX	BPL-XX	BWV-XX	BHG-XX
	B5W-12048	120 x 48		2	2	12860	12322	2856	2856	770	1115	554
	B5W-12054	120 x 54		2	2	13732	13194	3083	3083	674	1273	554
	B5W-12060	120 x 60		2	2	14702	14164	3310	3310	579	1431	574
	B5W-12072	120 x 72		2	2	16656	16118	4067	4067	258	1957	637
	B5W-13248	132 x 48		3	2	14903	14365	4284	4284	1155	1673	831
	B5W-13254	132 x 54		3	2	16021	15483	4625	4625	1012	1910	831
	B5W-13260	132 x 60		3	2	17033	16495	4965	4965	868	2147	861
	B5W-13272	132 x 72		3	3	20598	20061	6100	6100	387	2935	955
	B5W-14448	144 x 48		3	2	15641	15104	4284	4284	1155	1673	831
	B5W-14454	144 x 54		3	2	16731	16194	4625	4625	1012	1910	831
	B5W-14460	144 x 60		3	2	17645	17108	4965	4965	868	2147	861
	B5W-14472	144 x 72		3	3	21773	21235	6100	6100	387	2935	955
	B5W-16848	168 x 48		3	2	17261	16723	4284	4284	1155	1673	831
	B5W-16854	168 x 54		3	2	18575	18017	4625	4625	1012	1910	831
	B5W-16860	168 x 60		3	2	19784	19227	4965	4965	868	2147	861
	B5W-16872	168 x 72		3	3	23952	23414	6100	6100	387	2935	955
	B5W-18048	180 x 48		3	2	17826	17267	4284	4284	1155	1673	831
	B5W-18054	180 x 54		3	2	19317	18758	4625	4625	1012	1910	831
	B5W-18060	180 x 60		3	2	20839	20281	4965	4965	868	2147	861
	B5W-18072	180 x 72		3	3	24813	24276	6100	6100	387	2935	955
	B5W-19248	192 x 48		3	2	18702	18143	4284	4284	1155	1673	831
	B5W-19254	192 x 54		3	2	20300	19742	4625	4625	1012	1910	831
	B5W-19260	192 x 60		3	2	21659	21101	4965	4965	868	2147	861
	B5W-19272	192 x 72		3	4	26768	26229	6100	6100	387	2935	955
	B5W-21648	216 x 48		4	2	22391	21811	5712	5712	1540	2230	1109
	B5W-21654	216 x 54		4	2	24091	23512	6166	6166	1349	2547	1109
	B5W-21660	216 x 60		4	2	25463	24885	6620	6620	1158	2863	1149
	B5W-21672	216 x 72		4	4	32264	31685	8134	8134	516	3913	1273
	B5W-24048	240 x 48		4	3	24629	24009	5409	5409	1665	2017	1037
	B5W-24054	240 x 54		4	3	26350	25730	6166	6166	1349	2547	1109
	B5W-24060	240 x 60		4	3	29045	28384	6620	6620	1158	2863	1149
	B5W-24072	240 x 72		4	4	33772	33192	8134	8134	516	3913	1273

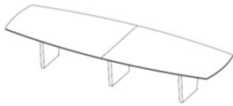
Add Access Door to Base for Wire Management:  
 Colora \$909;  
 High Gloss Paint \$1156;  
 Laminate \$1111;  
 Veneer \$1211;  
 S. Steel (Brushed or Polished) \$1114



# Blade Standard Wood Veneer



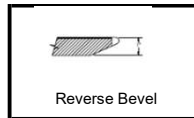
Shape	Item Code	Length	Width	# of Bases	Top Sections	Qty. 1	Qty. 3	Add Base upgrade: Brushed S. Steel	Add Base upgrade: Polished S. Steel	Add Base upgrade: Laminate	Add Base upgrade: Veneer	Add Base upgrade: High Gloss Paint
<b>Arced Boat</b>	B6W-XXXXX							BSB-XX	BSP-XX	BPL-XX	BWV-XX	BHG-XX
	B6W-7242	72 x 42 / 30		2	1	8874	8336	2705	2705	833	1008	519
	B6W-7248	72 x 48 / 35		2	1	9397	8860	2856	2856	770	1115	554
	B6W-8442	84 x 42 / 30		2	1	9617	9080	2705	2705	833	1008	519
	B6W-8448	84 x 48 / 35		2	1	10190	9653	2856	2856	770	1115	554
	B6W-9642	96 x 42 / 30		2	1	10274	9736	2705	2705	833	1008	519
	B6W-9648	96 x 48 / 35		2	1	11090	10551	2856	2856	770	1115	554
	B6W-9654	96 x 54 / 38		2	1	11607	11070	3083	3083	674	1273	554
	B6W-9660	96 x 60 / 42		2	1	12361	11822	3310	3310	579	1431	574
	B6W-9672	96 x 72 / 48		2	2	14508	13971	4067	4067	258	1957	637
	B6W-10842	108 x 42 / 30		2	1	11551	11013	2705	2705	833	1008	519
	B6W-10848	108 x 48 / 35		2	1	12135	11597	2856	2856	770	1115	554
	B6W-10854	108 x 54 / 38		2	1	12965	12428	3083	3083	674	1273	554
	B6W-10860	108 x 60 / 42		2	1	13758	13021	3310	3310	579	1431	574
	B6W-10872	108 x 72 / 48		2	2	16041	15504	4067	4067	258	1957	637
	B6W-12048	120 x 48 / 35		2	2	14437	13899	2856	2856	770	1115	554
	B6W-12054	120 x 54 / 38		2	2	15309	14771	3083	3083	674	1273	554
	B6W-12060	120 x 60 / 42		2	2	16210	15672	3310	3310	579	1431	574
	B6W-12072	120 x 72 / 48		2	2	17140	16602	4067	4067	258	1957	637
	B6W-13248	132 x 48 / 35		3	2	16480	15942	4284	4284	1155	1673	831
	B6W-13254	132 x 54 / 38		3	2	17530	16991	4625	4625	1012	1910	831
	B6W-13260	132 x 60 / 42		3	2	18541	18003	4965	4965	868	2147	861
	B6W-13272	132 x 72 / 48		3	3	19992	19454	6100	6100	387	2935	955
	B6W-14448	144 x 48 / 35		3	2	17214	16676	4284	4284	1155	1673	831
	B6W-14454	144 x 54 / 38		3	2	18302	17764	4625	4625	1012	1910	831
	B6W-14460	144 x 60 / 42		3	2	19422	18884	4965	4965	868	2147	861
	B6W-14472	144 x 72 / 48		3	3	21501	20963	6100	6100	387	2935	955
	B6W-16848	168 x 48 / 35		3	2	18893	18356	4284	4284	1155	1673	831
	B6W-16854	168 x 54 / 38		3	2	20208	19649	4625	4625	1012	1910	831
	B6W-16860	168 x 60 / 42		3	2	21417	20859	4965	4965	868	2147	861
	B6W-16872	168 x 72 / 48		3	3	25038	24500	6100	6100	387	2935	955
	B6W-18048	180 x 48 / 35		3	2	19664	19105	4284	4284	1155	1673	831
	B6W-18054	180 x 54 / 38		3	2	20985	20427	4625	4625	1012	1910	831
	B6W-18060	180 x 60 / 42		3	2	22267	21709	4965	4965	868	2147	861
	B6W-18072	180 x 72 / 48		3	3	26515	25976	6100	6100	387	2935	955
	B6W-19248	192 x 48 / 35		3	2	20892	20335	4284	4284	1155	1673	831
	B6W-19254	192 x 54 / 38		3	2	22288	21729	4625	4625	1012	1910	831
	B6W-19260	192 x 60 / 42		3	2	23646	23087	4965	4965	868	2147	861
	B6W-19272	192 x 72 / 48		3	4	28551	28014	6100	6100	387	2935	955
	B6W-21648	216 x 48 / 35		4	2	24006	23427	5712	5712	1540	2230	1109
	B6W-21654	216 x 54 / 38		4	2	25706	25127	6166	6166	1349	2547	1109
	B6W-21660	216 x 60 / 42		4	2	27282	26703	6620	6620	1158	2863	1149
	B6W-21672	216 x 72 / 48		4	4	34151	33572	8134	8134	516	3913	1273
	B6W-24048	240 x 48 / 35		4	3	27603	26982	5409	5409	1665	2017	1037
	B6W-24054	240 x 54 / 38		4	3	29529	28575	6166	6166	1349	2547	1109
	B6W-24060	240 x 60 / 42		4	3	31131	30469	6620	6620	1158	2863	1149
	B6W-24072	240 x 72 / 48		4	4	38519	37941	8134	8134	516	3913	1273



Add Access Door to Base for Wire Management:  
 Colora \$909;  
 High Gloss Paint \$1156;  
 Laminate \$1111;  
 Veneer \$1211;  
 S. Steel (Brushed or Polished) \$1114



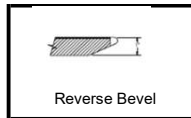
# Blade Standard Wood Veneer



Shape	Item Code	Length	Width	# of Bases	Top Sections	Qty. 1	Qty. 3	Add Base upgrade: Brushed S. Steel	Add Base upgrade: Polished S. Steel	Add Base upgrade: Laminate	Add Base upgrade: Veneer	Add Base upgrade: High Gloss Paint
<b>Arced Wedge</b>	B9W-XXXXX							BSB-XX	BSP-XX	BPL-XX	BWV-XX	BHG-XX
	B9W-7242	72 x 42 / 30		2	1	8874	8336	2705	2705	833	1008	519
	B9W-7248	72 x 48 / 35		2	1	9397	8860	2856	2856	770	1115	554
	B9W-8442	84 x 42 / 30		2	1	9617	9080	2705	2705	833	1008	519
	B9W-8448	84 x 48 / 35		2	1	10190	9653	2856	2856	770	1115	554
	B9W-9642	96 x 42 / 30		2	1	10274	9736	2705	2705	833	1008	519
	B9W-9648	96 x 48 / 35		2	1	11090	10551	2856	2856	770	1115	554
	B9W-9654	96 x 54 / 38		2	1	11607	11070	3083	3083	674	1273	554
	B9W-9660	96 x 60 / 42		2	1	12361	11822	3310	3310	579	1431	574
	B9W-9672	96 x 72 / 48		2	2	14508	13971	4067	4067	258	1957	637
	B9W-10842	108 x 42 / 30		2	1	11551	11013	2705	2705	833	1008	519
	B9W-10848	108 x 48 / 35		2	1	12135	11597	2856	2856	770	1115	554
	B9W-10854	108 x 54 / 38		2	1	12965	12428	3083	3083	674	1273	554
	B9W-10860	108 x 60 / 42		2	1	13758	13021	3310	3310	579	1431	574
	B9W-10872	108 x 72 / 48		2	2	16041	15504	4067	4067	258	1957	637
	B9W-12048	120 x 48 / 35		2	2	14437	13899	2856	2856	770	1115	554
	B9W-12054	120 x 54 / 38		2	2	15309	14771	3083	3083	674	1273	554
	B9W-12060	120 x 60 / 42		2	2	16210	15672	3310	3310	579	1431	574
	B9W-12072	120 x 72 / 48		2	2	17140	16602	4067	4067	258	1957	637
	B9W-13248	132 x 48 / 35		3	2	16480	15942	4284	4284	1155	1673	831
	B9W-13254	132 x 54 / 38		3	2	17530	16991	4625	4625	1012	1910	831
	B9W-13260	132 x 60 / 42		3	2	18541	18003	4965	4965	868	2147	861
	B9W-13272	132 x 72 / 48		3	3	19992	19454	6100	6100	387	2935	955
	B9W-14448	144 x 48 / 35		3	2	17214	16676	4284	4284	1155	1673	831
	B9W-14454	144 x 54 / 38		3	2	18302	17764	4625	4625	1012	1910	831
	B9W-14460	144 x 60 / 42		3	2	19422	18884	4965	4965	868	2147	861
	B9W-14472	144 x 72 / 48		3	3	21501	20963	6100	6100	387	2935	955
	B9W-16848	168 x 48 / 35		3	2	18893	18356	4284	4284	1155	1673	831
	B9W-16854	168 x 54 / 38		3	2	20208	19649	4625	4625	1012	1910	831
	B9W-16860	168 x 60 / 42		3	2	21417	20859	4965	4965	868	2147	861
	B9W-16872	168 x 72 / 48		3	3	25038	24500	6100	6100	387	2935	955
	B9W-18048	180 x 48 / 35		3	2	19664	19105	4284	4284	1155	1673	831
	B9W-18054	180 x 54 / 38		3	2	20985	20427	4625	4625	1012	1910	831
	B9W-18060	180 x 60 / 42		3	2	22267	21709	4965	4965	868	2147	861
	B9W-18072	180 x 72 / 48		3	3	26515	25976	6100	6100	387	2935	955
	B9W-19248	192 x 48 / 35		3	2	20892	20335	4284	4284	1155	1673	831
	B9W-19254	192 x 54 / 38		3	2	22288	21729	4625	4625	1012	1910	831
	B9W-19260	192 x 60 / 42		3	2	23646	23087	4965	4965	868	2147	861
	B9W-19272	192 x 72 / 48		3	4	28551	28014	6100	6100	387	2935	955
	B9W-21648	216 x 48 / 35		4	2	24006	23427	5712	5712	1540	2230	1109
	B9W-21654	216 x 54 / 38		4	2	25706	25127	6166	6166	1349	2547	1109
	B9W-21660	216 x 60 / 42		4	2	27282	26703	6620	6620	1158	2863	1149
	B9W-21672	216 x 72 / 48		4	4	34151	33572	8134	8134	516	3913	1273
	B9W-24048	240 x 48 / 35		4	3	27603	26982	5409	5409	1665	2017	1037
	B9W-24054	240 x 54 / 38		4	3	29529	28575	6166	6166	1349	2547	1109
	B9W-24060	240 x 60 / 42		4	3	31131	30469	6620	6620	1158	2863	1149
	B9W-24072	240 x 72 / 48		4	4	38519	37941	8134	8134	516	3913	1273

Add Access Door to Base for Wire Management:  
 Colora \$909;  
 High Gloss Paint \$1156;  
 Laminate \$1111;  
 Veneer \$1211;  
 S. Steel (Brushed or Polished) \$1114

# Blade Standard Wood Veneer



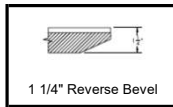
Shape	Item Code	Length	Width h	# of Bases	Top Sections	Qty. 1	Qty. 3	Add Base upgrade: Brushed S. Steel	Add Base upgrade: Polished S. Steel	Add Base upgrade: Laminate	Add Base upgrade: Veneer	Add Base upgrade: High Gloss Paint
<b>Oval</b>	B10W-XXXXX							BSB-XX	BSP-XX	BPL-XX	BWV-XX	BHG-XX
	B10W-7242	72 x 42	2	1		8874	8336	2705	2705	833	1008	519
	B10W-7248	72 x 48	2	1		9397	8860	2856	2856	770	1115	554
	B10W-8442	84 x 42	2	1		9617	9080	2705	2705	833	1008	519
	B10W-8448	84 x 48	2	1		10190	9653	2856	2856	770	1115	554
	B10W-9642	96 x 42	2	1		10274	9736	2705	2705	833	1008	519
	B10W-9648	96 x 48	2	1		11090	10551	2856	2856	770	1115	554
	B10W-9654	96 x 54	2	1		11607	11070	3083	3083	674	1273	554
	B10W-9660	96 x 60	2	1		12361	11822	3310	3310	579	1431	574
	B10W-9672	96 x 72	2	2		14508	13971	4067	4067	258	1957	637
	B10W-10842	108 x 42	2	1		11551	11013	2705	2705	833	1008	519
	B10W-10848	108 x 48	2	1		12135	11597	2856	2856	770	1115	554
	B10W-10854	108 x 54	2	1		12965	12428	3083	3083	674	1273	554
	B10W-10860	108 x 60	2	1		13758	13021	3310	3310	579	1431	574
	B10W-10872	108 x 72	2	2		16041	15504	4067	4067	258	1957	637
	B10W-12048	120 x 48	2	2		14437	13899	2856	2856	770	1115	554
	B10W-12054	120 x 54	2	2		15309	14771	3083	3083	674	1273	554
	B10W-12060	120 x 60	2	2		16210	15672	3310	3310	579	1431	574
	B10W-12072	120 x 72	2	2		17140	16602	4067	4067	258	1957	637
	B10W-13248	132 x 48	3	2		16480	15942	4284	4284	1155	1673	831
	B10W-13254	132 x 54	3	2		17530	16991	4625	4625	1012	1910	831
	B10W-13260	132 x 60	3	2		18541	18003	4965	4965	868	2147	861
	B10W-13272	132 x 72	3	3		19992	19454	6100	6100	387	2935	955
	B10W-14448	144 x 48	3	2		17214	16676	4284	4284	1155	1673	831
	B10W-14454	144 x 54	3	2		18302	17764	4625	4625	1012	1910	831
	B10W-14460	144 x 60	3	2		19422	18884	4965	4965	868	2147	861
	B10W-14472	144 x 72	3	3		21501	20963	6100	6100	387	2935	955
	B10W-16848	168 x 48	3	2		18893	18356	4284	4284	1155	1673	831
	B10W-16854	168 x 54	3	2		20208	19649	4625	4625	1012	1910	831
	B10W-16860	168 x 60	3	2		21417	20859	4965	4965	868	2147	861
	B10W-16872	168 x 72	3	3		25038	24500	6100	6100	387	2935	955
	B10W-18048	180 x 48	3	2		19664	19105	4284	4284	1155	1673	831
	B10W-18054	180 x 54	3	2		20985	20427	4625	4625	1012	1910	831
	B10W-18060	180 x 60	3	2		22267	21709	4965	4965	868	2147	861
	B10W-18072	180 x 72	3	3		26515	25976	6100	6100	387	2935	955
	B10W-19248	192 x 48	3	2		20892	20335	4284	4284	1155	1673	831
B10W-19254	192 x 54	3	2		22288	21729	4625	4625	1012	1910	831	
B10W-19260	192 x 60	3	2		23646	23087	4965	4965	868	2147	861	
B10W-19272	192 x 72	3	4		28551	28014	6100	6100	387	2935	955	
B10W-21648	216 x 48	4	2		24006	23427	5712	5712	1540	2230	1109	
B10W-21654	216 x 54	4	2		25706	25127	6166	6166	1349	2547	1109	
B10W-21660	216 x 60	4	2		27282	26703	6620	6620	1158	2863	1149	
B10W-21672	216 x 72	4	4		34151	33572	8134	8134	516	3913	1273	
B10W-24048	240 x 48	4	3		27603	26982	5409	5409	1665	2017	1037	
B10W-24054	240 x 54	4	3		29529	28575	6166	6166	1349	2547	1109	
B10W-24060	240 x 60	4	3		31131	30469	6620	6620	1158	2863	1149	
B10W-24072	240 x 72	4	4		38519	37941	8134	8134	516	3913	1273	






Add Access Door to Base for Wire Management:  
 Colora \$909;  
 High Gloss Paint \$1156;  
 Laminate \$1111;  
 Veneer \$1211;  
 S. Steel (Brushed or Polished) \$1114

# Blade

## Vidro - Back painted glass

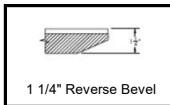


Shape	Item code	Length	Width	# of Bases	Top Sections	Qty. 1	Qty. 3	Add to Qty. 1 for Matte	Add to Qty. 3 for Matte	Add Base upgrade: Brushed S. Steel	Add Base upgrade: Polished S. Steel	Add Base upgrade: Laminate	Add Base upgrade: Veneer	Add Base upgrade: High Gloss Paint	Add crate net
	<b>Round</b> B1V-XX							1VM-XX		BSB-XX	BSP-XX	BPL-XX	BWV-XX	BHG-XX	CR-XX
	B1V-36	36 <sup>Ø</sup>		CR	1	6360	6182	638	473	4135	4135	1765	2107	1252	132
	B1V-42	42 <sup>Ø</sup>		CR	1	7500	7185	863	852	4438	4438	1636	2316	1277	155
	B1V-48	48 <sup>Ø</sup>		CR	1	8524	8209	1091	1090	4589	4589	1574	2423	1312	177
	B1V-54	54 <sup>Ø</sup>		CR	1	10068	9753	1391	1405	4990	4990	1621	2724	1399	199
	B1V-60	60 <sup>Ø</sup>		CR	1	11216	10901	1642	1667	5217	5217	1525	2882	1419	221
	B1V-72	72 <sup>Ø</sup>		CR	1	15095	14780	2414	2475	5973	5973	1204	3407	1481	360
	<b>Square</b> B7V-XXXX							7VM-XX		BSB-XX	BSP-XX	BPL-XX	BWV-XX	BHG-XX	CR-XXXX
	B7V-3636	36 x 36		CR	1	6266	6088	624	458	4135	4135	1765	2107	1252	132
	B7V-4242	42 x 42		CR	1	7299	6984	831	818	4438	4438	1636	2316	1277	155
	B7V-4848	48 x 48		CR	1	8319	8003	1060	1058	4589	4589	1574	2423	1312	177
	B7V-5454	54 x 54		CR	1	9461	9146	1287	1296	4990	4990	1621	2724	1399	199
	B7V-6060	60 x 60		CR	1	10605	10290	1539	1559	5217	5217	1525	2882	1419	221
B7V-7272	72 x 72		CR	1	14356	14041	2313	2369	5973	5973	1204	3407	1481	360	
	<b>Rectangle</b> B5V-XXXXX							5VM-XX		BSB-XX	BSP-XX	BPL-XX	BWV-XX	BHG-XX	CR-XXXXX
	B5V-7236	72 x 36	2	1	8468	8152	1256	1264	2402	2402	962	799	494	240	
	B5V-7242	72 x 42	2	1	9227	8912	1411	1426	2705	2705	833	1008	519	219	
	B5V-7248	72 x 48	2	1	9929	9614	1579	1601	2856	2856	770	1115	554	266	
	B5V-8442	84 x 42	2	1	9989	9674	1592	1615	2705	2705	833	1008	519	281	
	B5V-8448	84 x 48	2	1	10698	10383	1771	1802	2856	2856	770	1115	554	281	
	B5V-9642	96 x 42	2	1	10799	10484	1784	1816	2705	2705	833	1008	519	306	
	B5V-9648	96 x 48	2	1	11576	11261	1986	2028	2856	2856	770	1115	554	320	
	B5V-9654	96 x 54	2	1	13011	12696	2301	2357	3083	3083	674	1273	554	327	
	B5V-9660	96 x 60	2	1	14280	13419	2578	2542	3310	3310	579	1431	574	334	
	B5V-9672	96 x 72	2	2	18426	17566	3032	3016	4067	4067	258	1957	637	480	
	B5V-10842	108 x 42	2	1	12809	12494	2088	2134	2705	2705	833	1008	519	360	
	B5V-10848	108 x 48	2	1	13800	13485	2340	2398	2856	2856	770	1115	554	360	
	B5V-10854	108 x 54	2	1	15243	14928	2668	2742	3083	3083	674	1273	554	365	
	B5V-10860	108 x 60	2	1	16319	15457	2921	2900	3310	3310	579	1431	574	370	
B5V-10872	108 x 72	2	2	20536	19675	3426	3428	4067	4067	258	1957	637	508		

Add Access Door to Base for Wire Management: Colora \$866; High Gloss Paint \$1101; Laminate \$1058; Veneer \$1153; S. Steel (Brushed or Polished) \$1061

# Blade

## Vidro - Back painted glass



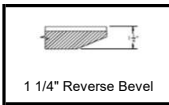
Shape	Item code	Length	Width	# of Bases	Top Sections	Qty. 1	Qty. 3	Add to Qty. 1 for Matte	Add to Qty. 3 for Matte	Add Base upgrade: Brushed S. Steel	Add Base upgrade: Polished S. Steel	Add Base upgrade: Laminate	Add Base upgrade: Veneer	Add Base upgrade: High Gloss Paint	Add crate net
<b>Rectangle cont'd.</b>	B5V-XXXXX							5VM-XXXXX		BSB-XX	BSP-XX	BPL-XX	BWV-XX	BHG-XX	CR-XXXXX
	B5V-12048	120 x 48	2	2	15387	14526	2695	2665	2856	2856	770	1115	554	401	
	B5V-12054	120 x 54	2	2	16558	15698	2983	2966	3083	3083	674	1273	554	422	
	B5V-12060	120 x 60	2	2	17632	16771	3247	3241	3310	3310	579	1431	574	441	
	B5V-12072	120 x 72	2	2	19864	19004	3773	3792	4067	4067	258	1957	637	529	
	B5V-13248	132 x 48	3	2	17528	16667	2899	2877	4284	4284	1155	1673	831	441	
	B5V-13254	132 x 54	3	2	18836	17976	3211	3204	4625	4625	1012	1910	831	463	
	B5V-13260	132 x 60	3	2	20116	19256	3510	3517	4965	4965	868	2147	861	485	
	B5V-13272	132 x 72	3	3	25253	24393	4170	4208	6100	6100	387	2935	955	582	
	B5V-14448	144 x 48	3	2	18229	17369	3090	3077	4284	4284	1155	1673	831	480	
	B5V-14454	144 x 54	3	2	19605	18744	3426	3428	4625	4625	1012	1910	831	505	
	B5V-14460	144 x 60	3	2	20952	20091	3749	3767	4965	4965	868	2147	861	529	
	B5V-14472	144 x 72	3	3	26567	25707	4518	4572	6100	6100	387	2935	955	634	
	B5V-16848	168 x 48	3	2	19702	18841	3597	3608	4284	4284	1155	1673	831	618	
	B5V-16854	168 x 54	3	2	21359	20478	3843	3865	4625	4625	1012	1910	831	618	
	B5V-16860	168 x 60	3	2	22988	22107	4238	4278	4965	4965	868	2147	861	618	
	B5V-16872	168 x 72	3	3	29232	28371	5165	5249	6100	6100	387	2935	955	739	
	B5V-18048	180 x 48	3	2	20648	19767	3664	3678	4284	4284	1155	1673	831	529	
	B5V-18054	180 x 54	3	2	22782	21901	4171	4209	4625	4625	1012	1910	831	596	
	B5V-18060	180 x 60	3	3	24479	23599	4589	4646	4965	4965	868	2147	861	662	
	B5V-18072	180 x 72	3	3	30587	29727	5513	5613	6100	6100	387	2935	955	792	
	B5V-19248	192 x 48	3	2	22099	21218	3994	4023	4284	4284	1155	1673	831	706	
	B5V-19254	192 x 54	3	2	24234	23353	4509	4563	4625	4625	1012	1910	831	706	
	B5V-19260	192 x 60	3	3	26067	25186	4965	5039	4965	4965	868	2147	861	706	
	B5V-19272	192 x 72	3	4	32627	31766	5985	6106	6100	6100	387	2935	955	878	
	B5V-21648	216 x 48	4	3	26745	25842	4577	4634	5712	5712	1540	2230	1109	634	
	B5V-21654	216 x 54	4	3	29097	28195	5104	5185	6166	6166	1349	2547	1109	714	
	B5V-21660	216 x 60	4	3	31145	30243	5608	5712	6620	6620	1158	2863	1149	792	
	B5V-21672	216 x 72	4	4	38575	37672	6738	6894	8134	8134	516	3913	1273	951	
	B5V-24048	240 x 48	4	3	28558	27615	4983	5060	5409	5409	1665	2017	1037	800	
	B5V-24054	240 x 54	4	3	31055	30112	5560	5662	6166	6166	1349	2547	1109	851	
	B5V-24060	240 x 60	4	3	33302	32319	6135	6263	6620	6620	1158	2863	1149	880	
	B5V-24072	240 x 72	4	4	41566	40663	7458	7648	8134	8134	516	3913	1273	1056	



Add Access Door to Base for Wire Management:  
 Cora \$909;  
 High Gloss Paint \$1156;  
 Laminate \$1111;  
 Veneer \$1211;  
 S. Steel (Brushed or Polished) \$1114

# Blade

## Vidro - Back painted glass



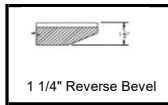
Shape	Item Code	Length	Width	# of Bases	Top Sections	Qty. 1	Qty. 3	Add to Qty. 1 for Matte	Add to Qty. 3 for Matte	Add Base upgrade: Brushed S. Steel	Add Base upgrade: Polished S. Steel	Add Base upgrade: Laminate	Add Base upgrade: Veneer	Add Base upgrade: High Gloss Paint	Add crate net
<b>Aced Boat</b>	B6V-XXXXX							6VM-XXXXX	BSB-XX	BSP-XX	BPL-XX	BWV-XX	BHG-XX	CR-XXXXX	
	B6V-7242	72 x 42 / 30		2	1	10027	9712	1541	1562	2705	2705	833	1008	519	254
	B6V-7248	72 x 48 / 35		2	1	10729	10414	1708	1737	2856	2856	770	1115	554	266
	B6V-8442	84 x 42 / 30		2	1	10852	10537	1721	1751	2705	2705	833	1008	519	281
	B6V-8448	84 x 48 / 35		2	1	11561	11246	1900	1938	2856	2856	770	1115	554	281
	B6V-9642	96 x 42 / 30		2	1	11723	11408	1916	1954	2705	2705	833	1008	519	306
	B6V-9648	96 x 48 / 35		2	1	12501	12186	2116	2163	2856	2856	770	1115	554	320
	B6V-9654	96 x 54 / 38		2	1	13935	13620	2431	2493	3083	3083	674	1273	554	327
	B6V-9660	96 x 60 / 42		2	1	15273	14345	2640	2676	3310	3310	579	1431	574	334
	B6V-9672	96 x 72 / 48		2	2	17364	16504	3162	3153	4067	4067	258	1957	637	480
	B6V-10842	108 x 42 / 30		2	1	14441	14126	2347	2406	2705	2705	833	1008	519	360
	B6V-10848	108 x 48 / 35		2	1	15433	15117	2599	2669	2856	2856	770	1115	554	360
	B6V-10854	108 x 54 / 38		2	1	16875	16560	2926	3012	3083	3083	674	1273	554	365
	B6V-10860	108 x 60 / 42		2	1	17950	17090	3178	3170	3310	3310	579	1431	574	370
	B6V-10872	108 x 72 / 48		2	2	20182	19321	3683	3698	4067	4067	258	1957	637	508
	B6V-12048	120 x 48 / 35		2	2	17082	16222	2951	2933	2856	2856	770	1115	554	401
	B6V-12054	120 x 54 / 38		2	2	18252	17392	3239	3235	3083	3083	674	1273	554	422
	B6V-12060	120 x 60 / 42		2	2	19327	18467	3504	3511	3310	3310	579	1431	574	441
	B6V-12072	120 x 72 / 48		2	2	21559	20698	4031	4062	4067	4067	258	1957	637	529
	B6V-13248	132 x 48 / 35		3	2	19223	18362	3156	3147	4284	4284	1155	1673	831	441
	B6V-13254	132 x 54 / 38		3	2	20530	19670	3468	3474	4625	4625	1012	1910	831	463
	B6V-13260	132 x 60 / 42		3	2	21811	20951	3767	3787	4965	4965	868	2147	861	485
	B6V-13272	132 x 72 / 48		3	3	26946	26085	4430	4480	6100	6100	387	2935	955	582
	B6V-14448	144 x 48 / 35		3	2	19985	19125	3347	3347	4284	4284	1155	1673	831	480
	B6V-14454	144 x 54 / 38		3	2	21360	20500	3683	3698	4625	4625	1012	1910	831	505
	B6V-14460	144 x 60 / 42		3	2	22709	21849	4007	4038	4965	4965	868	2147	861	529
	B6V-14472	144 x 72 / 48		3	3	28322	27462	4777	4843	6100	6100	387	2935	955	634
	B6V-16848	168 x 48 / 35		3	2	21656	20796	3718	3735	4284	4284	1155	1673	831	618
	B6V-16854	168 x 54 / 38		3	2	23176	22295	4102	4136	4625	4625	1012	1910	831	618
	B6V-16860	168 x 60 / 42		3	2	24806	23925	4496	4549	4965	4965	868	2147	861	618
	B6V-16872	168 x 72 / 48		3	3	31050	30189	5422	5519	6100	6100	387	2935	955	739
	B6V-18048	180 x 48 / 35		3	2	22466	21585	3922	3948	4284	4284	1155	1673	831	529
	B6V-18054	180 x 54 / 38		3	2	24600	23719	4429	4479	4625	4625	1012	1910	831	596
	B6V-18060	180 x 60 / 42		3	3	26299	25418	4847	4916	4965	4965	868	2147	861	662
	B6V-18072	180 x 72 / 48		3	3	32406	31545	5770	5883	6100	6100	387	2935	955	792
	B6V-19248	192 x 48 / 35		3	2	24475	23594	4251	4293	4284	4284	1155	1673	831	706
	B6V-19254	192 x 54 / 38		3	2	26610	25729	4767	4833	4625	4625	1012	1910	831	706
	B6V-19260	192 x 60 / 42		3	3	28445	27564	5221	4397	4965	4965	868	2147	861	706
	B6V-19272	192 x 72 / 48		3	4	35002	34142	6354	6494	6100	6100	387	2935	955	878
	B6V-21648	216 x 48 / 35		4	3	29455	28554	5045	5038	5712	5712	1540	2230	1109	634
	B6V-21654	216 x 54 / 38		4	3	31808	30907	5489	5590	6166	6166	1349	2547	1109	714
	B6V-21660	216 x 60 / 42		4	3	33857	32956	5993	6116	6620	6620	1158	2863	1149	792
	B6V-21672	216 x 72 / 48		4	4	41286	40384	7124	7300	8134	8134	516	3913	1273	951
	B6V-24048	240 x 48 / 30		4	3	30453	29510	5086	5165	5409	5409	1665	2017	1037	800
	B6V-24054	240 x 54 / 38		4	3	32930	31987	7525	7725	6166	6166	1349	2547	1109	851
	B6V-24060	240 x 60 / 42		4	3	35160	34176	8119	8347	6620	6620	1158	2863	1149	880
	B6V-24072	240 x 72 / 48		4	4	43386	42484	9480	9772	8134	8134	516	3913	1273	1056



Add Access Door to Base for Wire Management:  
 Colora \$909;  
 High Gloss Paint \$1156;  
 Laminate \$1111;  
 Veneer \$1211;  
 S. Steel (Brushed or Polished) \$1114

# Blade

## Vidro - Back painted glass



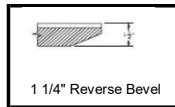
Shape	Item Code	Length	Width	# of Bases	Top Sections	Qty. 1	Qty. 3	Add to Qty. 1 for Matte	Add to Qty. 3 for Matte	Add Base upgrade: Brushed S. Steel	Add Base upgrade: Polished S. Steel	Add Base upgrade: Laminate	Add Base upgrade: Veneer	Add Base upgrade: High Gloss Paint	Add crate net
<b>Wedge</b>	B9V-XXXXX							9VM-XXXXX	BSB-XX	BSP-XX	BPL-XX	BWV-XX	BHG-XX	CR-XXXXX	
	B9V-7242	72 x 42 / 30		2	1	10027	9712	1541	1492	2705	2705	833	1008	519	254
	B9V-7248	72 x 48 / 35		2	1	10729	10414	1708	1659	2856	2856	770	1115	554	266
	B9V-8442	84 x 42 / 30		2	1	10852	10537	1721	1672	2705	2705	833	1008	519	281
	B9V-8448	84 x 48 / 35		2	1	11561	11246	1900	1851	2856	2856	770	1115	554	281
	B9V-9642	96 x 42 / 30		2	1	11723	11408	1916	1867	2705	2705	833	1008	519	306
	B9V-9648	96 x 48 / 35		2	1	12501	12186	2116	2067	2856	2856	770	1115	554	320
	B9V-9654	96 x 54 / 38		2	1	13935	13620	2431	2382	3083	3083	674	1273	554	327
	B9V-9660	96 x 60 / 42		2	1	15273	14345	2640	2557	3310	3310	579	1431	574	334
	B9V-9672	96 x 72 / 48		2	2	17364	16504	3162	3013	4067	4067	258	1957	637	480
	B9V-10842	108 x 42 / 30		2	1	14441	14126	2347	2298	2705	2705	833	1008	519	360
	B9V-10848	108 x 48 / 35		2	1	15433	15117	2599	2550	2856	2856	770	1115	554	360
	B9V-10854	108 x 54 / 38		2	1	16875	16560	2926	2877	3083	3083	674	1273	554	365
	B9V-10860	108 x 60 / 42		2	1	17950	17090	3178	3029	3310	3310	579	1431	574	370
	B9V-10872	108 x 72 / 48		2	2	20182	19321	3683	3533	4067	4067	258	1957	637	508
	B9V-12048	120 x 48 / 35		2	2	17082	16222	2951	2802	2856	2856	770	1115	554	401
	B9V-12054	120 x 54 / 38		2	2	18252	17392	3239	3090	3083	3083	674	1273	554	422
	B9V-12060	120 x 60 / 42		2	2	19327	18467	3504	3355	3310	3310	579	1431	574	441
	B9V-12072	120 x 72 / 48		2	2	21559	20698	4031	3881	4067	4067	258	1957	637	529
	B9V-13248	132 x 48 / 35		3	2	19223	18362	3156	3007	4284	4284	1155	1673	831	441
	B9V-13254	132 x 54 / 38		3	2	20530	19670	3468	3319	4625	4625	1012	1910	831	463
	B9V-13260	132 x 60 / 42		3	2	21811	20951	3767	3618	4965	4965	868	2147	861	485
	B9V-13272	132 x 72 / 48		3	3	26946	26085	4430	4281	6100	6100	387	2935	955	582
	B9V-14448	144 x 48 / 35		3	2	19985	19125	3347	3198	4284	4284	1155	1673	831	480
	B9V-14454	144 x 54 / 38		3	2	21360	20500	3683	3533	4625	4625	1012	1910	831	505
	B9V-14460	144 x 60 / 42		3	2	22709	21849	4007	3858	4965	4965	868	2147	861	529
	B9V-14472	144 x 72 / 48		3	3	28322	27462	4777	4627	6100	6100	387	2935	955	634
	B9V-16848	168 x 48 / 35		3	2	21656	20796	3718	3569	4284	4284	1155	1673	831	618
	B9V-16854	168 x 54 / 38		3	2	23176	22295	4102	3952	4625	4625	1012	1910	831	618
	B9V-16860	168 x 60 / 42		3	2	24806	23925	4496	4347	4965	4965	868	2147	861	618
	B9V-16872	168 x 72 / 48		3	3	31050	30189	5422	5273	6100	6100	387	2935	955	739
	B9V-18048	180 x 48 / 35		3	2	22466	21585	3922	3772	4284	4284	1155	1673	831	529
	B9V-18054	180 x 54 / 38		3	2	24600	23719	4429	4279	4625	4625	1012	1910	831	596
	B9V-18060	180 x 60 / 42		3	3	26299	25418	4847	4697	4965	4965	868	2147	861	662
	B9V-18072	180 x 72 / 48		3	3	32406	31545	5770	5621	6100	6100	387	2935	955	792
	B9V-19248	192 x 48 / 35		3	2	24475	23594	4251	4102	4284	4284	1155	1673	831	706
	B9V-19254	192 x 54 / 38		3	2	26610	25729	4767	4617	4625	4625	1012	1910	831	706
	B9V-19260	192 x 60 / 42		3	3	28445	27564	5221	4204	4965	4965	868	2147	861	706
	B9V-19272	192 x 72 / 48		3	4	35002	34142	6354	6205	6100	6100	387	2935	955	878
	B9V-21648	216 x 48 / 35		4	3	29455	28554	5045	4813	5712	5712	1540	2230	1109	634
	B9V-21654	216 x 54 / 38		4	3	31808	30907	5489	5340	6166	6166	1349	2547	1109	714
	B9V-21660	216 x 60 / 42		4	3	33857	32956	5993	5844	6620	6620	1158	2863	1149	792
	B9V-21672	216 x 72 / 48		4	4	41286	40384	7124	6975	8134	8134	516	3913	1273	951
	B9V-24048	240 x 48 / 30		4	3	30453	29510	5086	4936	5409	5409	1665	2017	1037	800
	B9V-24054	240 x 54 / 38		4	3	32930	31987	7525	7376	6166	6166	1349	2547	1109	851
	B9V-24060	240 x 60 / 42		4	3	35160	34176	8119	7970	6620	6620	1158	2863	1149	880
	B9V-24072	240 x 72 / 48		4	4	43386	42484	9480	9331	8134	8134	516	3913	1273	1056



Add Access Door to Base for Wire Management:  
 Colora \$909;  
 High Gloss Paint \$1156;  
 Laminate \$1111;  
 Veneer \$1211;  
 S. Steel (Brushed or Polished) \$1114

# Blade

## Vidro - Back painted glass



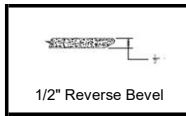
Shape	Item Code	Length	Width h	# of Bases	Top Sections	Qty. 1	Qty. 3	Add to Qty. 1 for Matte	Add to Qty. 3 for Matte	Add Base upgrade: Brushed S. Steel	Add Base upgrade: Polished S. Steel	Add Base upgrade: Laminate	Add Base upgrade: Veneer	Add Base upgrade: High Gloss Paint	Add crate net
<b>Oval</b>	B10V-XXXXX							10VM-XXXXX		BSB-XX	BSP-XX	BPL-XX	BWV-XX	BHG-XX	CR-XXXXX
	B10V-7242	72 x 42	2	1	1	10027	9712	1541	1492	2705	2705	833	1008	519	254
	B10V-7248	72 x 48	2	1	1	10729	10414	1708	1659	2856	2856	770	1115	554	266
	B10V-8442	84 x 42	2	1	1	10852	10537	1721	1672	2705	2705	833	1008	519	281
	B10V-8448	84 x 48	2	1	1	11561	11246	1900	1851	2856	2856	770	1115	554	281
	B10V-9642	96 x 42	2	1	1	11723	11408	1916	1867	2705	2705	833	1008	519	306
	B10V-9648	96 x 48	2	1	1	12501	12186	2116	2067	2856	2856	770	1115	554	320
	B10V-9654	96 x 54	2	1	1	13935	13620	2431	2382	3083	3083	674	1273	554	327
	B10V-9660	96 x 60	2	1	1	15273	14345	2640	2557	3310	3310	579	1431	574	334
	B10V-9672	96 x 72	2	2	2	17364	16504	3162	3013	4067	4067	258	1957	637	480
	B10V-10842	108 x 42	2	1	1	14441	14126	2347	2298	2705	2705	833	1008	519	360
	B10V-10848	108 x 48	2	1	1	15433	15117	2599	2550	2856	2856	770	1115	554	360
	B10V-10854	108 x 54	2	1	1	16875	16560	2926	2877	3083	3083	674	1273	554	365
	B10V-10860	108 x 60	2	1	1	17950	17090	3178	3029	3310	3310	579	1431	574	370
	B10V-10872	108 x 72	2	2	2	20182	19321	3683	3533	4067	4067	258	1957	637	508
	B10V-12048	120 x 48	2	2	2	17082	16222	2951	2802	2856	2856	770	1115	554	401
	B10V-12054	120 x 54	2	2	2	18252	17392	3239	3090	3083	3083	674	1273	554	422
	B10V-12060	120 x 60	2	2	2	19327	18467	3504	3355	3310	3310	579	1431	574	441
	B10V-12072	120 x 72	2	2	2	21559	20698	4031	3881	4067	4067	258	1957	637	529
	B10V-13248	132 x 48	3	2	2	19223	18362	3156	3007	4284	4284	1155	1673	831	441
	B10V-13254	132 x 54	3	2	2	20530	19670	3468	3319	4625	4625	1012	1910	831	463
	B10V-13260	132 x 60	3	2	2	21811	20951	3767	3618	4965	4965	868	2147	861	485
	B10V-13272	132 x 72	3	3	3	26946	26085	4430	4281	6100	6100	387	2935	955	582
	B10V-14448	144 x 48	3	2	2	19985	19125	3347	3198	4284	4284	1155	1673	831	480
	B10V-14454	144 x 54	3	2	2	21360	20500	3683	3533	4625	4625	1012	1910	831	505
	B10V-14460	144 x 60	3	2	2	22709	21849	4007	3858	4965	4965	868	2147	861	529
	B10V-14472	144 x 72	3	3	3	28322	27462	4777	4627	6100	6100	387	2935	955	634
	B10V-16848	168 x 48	3	2	2	21656	20796	3718	3569	4284	4284	1155	1673	831	618
	B10V-16854	168 x 54	3	2	2	23176	22295	4102	3952	4625	4625	1012	1910	831	618
	B10V-16860	168 x 60	3	2	2	24806	23925	4496	4347	4965	4965	868	2147	861	618
	B10V-16872	168 x 72	3	3	3	31050	30189	5422	5273	6100	6100	387	2935	955	739
	B10V-18048	180 x 48	3	2	2	22466	21585	3922	3772	4284	4284	1155	1673	831	529
	B10V-18054	180 x 54	3	2	2	24600	23719	4429	4279	4625	4625	1012	1910	831	596
	B10V-18060	180 x 60	3	3	3	26299	25418	4847	4697	4965	4965	868	2147	861	662
	B10V-18072	180 x 72	3	3	3	32406	31545	5770	5621	6100	6100	387	2935	955	792
	B10V-19248	192 x 48	3	2	2	24475	23594	4251	4102	4284	4284	1155	1673	831	706
	B10V-19254	192 x 54	3	2	2	26610	25729	4767	4617	4625	4625	1012	1910	831	706
	B10V-19260	192 x 60	3	3	3	28445	27564	5221	4204	4965	4965	868	2147	861	706
	B10V-19272	192 x 72	3	4	4	35002	34142	6354	6205	6100	6100	387	2935	955	878
	B10V-21648	216 x 48	4	3	3	29455	28554	5045	4813	5712	5712	1540	2230	1109	634
	B10V-21654	216 x 54	4	3	3	31808	30907	5489	5340	6166	6166	1349	2547	1109	714
	B10V-21660	216 x 60	4	3	3	33857	32956	5993	5844	6620	6620	1158	2863	1149	792
	B10V-21672	216 x 72	4	4	4	41286	40384	7124	6975	8134	8134	516	3913	1273	951
	B10V-24048	240 x 48	4	3	3	30453	29510	5086	4936	5409	5409	1665	2017	1037	800
	B10V-24054	240 x 54	4	3	3	32930	31987	7525	7376	6166	6166	1349	2547	1109	851
	B10V-24060	240 x 60	4	3	3	35160	34176	8119	7970	6620	6620	1158	2863	1149	880
	B10V-24072	240 x 72	4	4	4	43386	42484	9480	9331	8134	8134	516	3913	1273	1056






Add Access Door to Base for Wire Management:  
 Colora \$909;  
 High Gloss Paint \$1156;  
 Laminate \$1111;  
 Veneer \$1211;  
 S. Steel (Brushed or Polished) \$1114



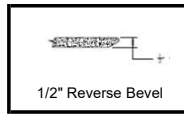
# Blade Corian - Glacier White



Shape	Item Code	Length	Width	# of Bases	Top Sections	Qty. 1	Qty. 3	Add for 1" thick top	Add Base upgrade: Brushed S. Steel	Add Base upgrade: Polished S. Steel	Add Base upgrade: Laminate	Add Base upgrade: Veneer	Add Base upgrade: High Gloss Paint	Add crate net
<b>Round</b> 	B1C-XX							1CR-XX	BSB-XX	BSP-XX	BPL-XX	BWV-XX	BHG-XX	CR-XX
	B1C-36	36 °	CR	1	6298	5929	881	4135	4135	1765	2107	1252	132	
	B1C-42	42 °	CR	1	7010	6612	1028	4438	4438	1636	2316	1277	155	
	B1C-48	48 °	CR	1	7679	7250	1175	4589	4589	1574	2423	1312	177	
	B1C-54	54 °	CR	1	8726	8239	1322	4990	4990	1621	2724	1399	199	
	B1C-60	60 °	CR	1	9598	9081	1468	5217	5217	1525	2882	1419	221	
	B1C-72	72 °	CR	2	13833	12838	1762	5973	5973	1204	3407	1481	360	
<b>Square</b> 	B7C-XXXX							7CR-XX	BSB-XX	BSP-XX	BPL-XX	BWV-XX	BHG-XX	CR-XXXX
	B7C-3636	36 x 36	CR	1	6285	5915	698	4135	4135	1765	2107	1252	132	
	B7C-4242	42 x 42	CR	1	6990	6591	815	4438	4438	1636	2316	1277	155	
	B7C-4848	48 x 48	CR	1	7649	7221	932	4589	4589	1574	2423	1312	177	
	B7C-5454	54 x 54	CR	1	8690	8202	1047	4990	4990	1621	2724	1399	199	
	B7C-6060	60 x 60	CR	1	9553	9036	1164	5217	5217	1525	2882	1419	221	
	B7C-7272	72 x 72	CR	2	13650	12657	1397	5973	5973	1204	3407	1481	360	
<b>Rectangle</b> 	B5C-XXXXX							5CR-XX	BSB-XX	BSP-XX	BPL-XX	BWV-XX	BHG-XX	CR-XXXXX
	B5C-7236	72 x 36	2	1	8476	7955	1047	2402	2402	962	799	494	240	
	B5C-7242	72 x 42	2	1	9131	8584	1106	2705	2705	833	1008	519	219	
	B5C-7248	72 x 48	2	1	9664	9085	1164	2856	2856	770	1115	554	266	
	B5C-8442	84 x 42	2	1	9754	9178	1222	2705	2705	833	1008	519	281	
	B5C-8448	84 x 48	2	1	10483	9844	1280	2856	2856	770	1115	554	281	
	B5C-9642	96 x 42	2	1	10802	10107	1339	2705	2705	833	1008	519	306	
	B5C-9648	96 x 48	2	1	11570	10813	1397	2856	2856	770	1115	554	320	
	B5C-9654	96 x 54	2	1	12378	11565	1455	3083	3083	674	1273	554	327	
	B5C-9660	96 x 60	2	1	13081	12234	1514	3310	3310	579	1431	574	334	
	B5C-9672	96 x 72	2	2	15841	14698	1629	4067	4067	258	1957	637	480	
	B5C-10842	108 x 42	2	1	11993	11268	1455	2705	2705	833	1008	519	360	
	B5C-10848	108 x 48	2	1	12800	12015	1514	2856	2856	770	1115	554	360	
	B5C-10854	108 x 54	2	1	13649	12805	1572	3083	3083	674	1273	554	365	
B5C-10860	108 x 60	2	1	14539	13634	1629	3310	3310	579	1431	574	370		
B5C-10872	108 x 72	2	2	17146	15973	1746	4067	4067	258	1957	637	508		

Add Access Door to Base for Wire Management: Colora \$909; High Gloss Paint \$1156; Laminate \$1111; Veneer \$1211; S. Steel (Brushed or Polished) \$1114

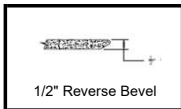
# Blade Corian - Glacier White



Shape & Item Code	Shape & Item Code	Length	Width	# of Bases	Top Sections	Qty. 1	Qty. 3	Add for 1" thick top	Add Base upgrade: Brushed S. Steel	Add Base upgrade: Polished S. Steel	Add Base upgrade: Laminate	Add Base upgrade: Veneer	Add Base upgrade: High Gloss Paint	Add crate net
<b>Rectangle cont'd.</b>	B5C-XXXXX							5CR-XXXX	BSB-XX	BSP-XX	BPL-XX	BWV-XX	BHG-XX	CR-XXXXX
	B5C-12048	120 x 48		2	2	13698	12822	1629	2856	2856	770	1115	554	401
	B5C-12054	120 x 54		2	2	14586	13652	1687	3083	3083	674	1273	554	422
	B5C-12060	120 x 60		2	2	15516	14521	1746	3310	3310	579	1431	574	441
	B5C-12072	120 x 72		2	2	18052	16819	1862	4067	4067	258	1957	637	529
	B5C-13248	132 x 48		3	2	15968	15004	1746	4284	4284	1155	1673	831	441
	B5C-13254	132 x 54		3	2	16965	15942	1804	4625	4625	1012	1910	831	463
	B5C-13260	132 x 60		3	2	17855	16801	1862	4965	4965	868	2147	861	485
	B5C-13272	132 x 72		3	3	21966	20435	1979	6100	6100	387	2935	955	582
	B5C-14448	144 x 48		3	2	16866	15812	1862	4284	4284	1155	1673	831	480
	B5C-14454	144 x 54		3	2	17903	16789	1921	4625	4625	1012	1910	831	505
	B5C-14460	144 x 60		3	2	18979	17807	1979	4965	4965	868	2147	861	529
	B5C-14472	144 x 72		3	3	24659	22711	2095	6100	6100	387	2935	955	634
	B5C-16848	168 x 48		3	2	19238	17945	2095	4284	4284	1155	1673	831	618
	B5C-16854	168 x 54		3	2	20509	19106	2154	4625	4625	1012	1910	831	618
	B5C-16860	168 x 60		3	2	21823	20331	2212	4965	4965	868	2147	861	618
	B5C-16872	168 x 72		3	3	27378	25192	2328	6100	6100	387	2935	955	739
	B5C-18048	180 x 48		3	2	20324	18894	2212	4284	4284	1155	1673	831	529
	B5C-18054	180 x 54		3	2	21636	20117	2269	4625	4625	1012	1910	831	596
	B5C-18060	180 x 60		3	2	22990	21311	2328	4965	4965	868	2147	861	662
	B5C-18072	180 x 72		3	3	28623	26319	2444	6100	6100	387	2935	955	792
	B5C-19248	192 x 48		3	2	21372	19821	2328	4284	4284	1155	1673	831	706
	B5C-19254	192 x 54		3	2	22574	20962	2386	4625	4625	1012	1910	831	706
	B5C-19260	192 x 60		3	2	23967	22266	2444	4965	4965	868	2147	861	706
	B5C-19272	192 x 72		3	4	29870	27446	2561	6100	6100	387	2935	955	878
	B5C-21648	216 x 48		4	3	25464	23684	2561	5712	5712	1540	2230	1109	634
	B5C-21654	216 x 54		4	3	27468	25539	2619	6166	6166	1349	2547	1109	714
	B5C-21660	216 x 60		4	3	29008	26989	2677	6620	6620	1158	2863	1149	792
	B5C-21672	216 x 72		4	4	34686	32101	2794	8134	8134	516	3913	1273	951
	B5C-24048	240 x 48		4	3	26941	25061	2736	5409	5409	1665	2017	1037	800
	B5C-24054	240 x 54		4	3	29031	27002	2852	6166	6166	1349	2547	1109	851
	B5C-24060	240 x 60		4	3	30724	28536	2910	6620	6620	1158	2863	1149	880
	B5C-24072	240 x 72		4	4	37320	34631	3026	8134	8134	516	3913	1273	1056

Add Access Door to Base for Wire Management: Colora \$909; High Gloss Paint \$1156; Laminate \$1111; Veneer \$1211; S. Steel (Brushed or Polished) \$1114

# Blade Corian - Glacier White

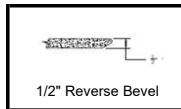


Shape(s)	Item Codes	Length	Width	# of Bases	Top Sections	Qty. 1	Qty. 3	Add for 1" thick top	Add Base upgrade: Brushed S. Steel	Add Base upgrade: Polished S. Steel	Add Base upgrade: Laminate	Add Base upgrade: Veneer	Add Base upgrade: High Gloss Paint	Add crate net
<b>Arced Boat</b>	B6C-XXXXX							6CR-XXXX	BSB-XX	BSP-XX	BPL-XX	BWV-XX	BHG-XX	CR-XXXXX
	B6C-7242	72 x 42 / 30		2	1	9524	8917	1776	2705	2705	833	1008	519	219
	B6C-7248	72 x 48 / 35		2	1	10054	9418	1870	2856	2856	770	1115	554	266
	B6C-8442	84 x 42 / 30		2	1	10209	9571	1963	2705	2705	833	1008	519	281
	B6C-8448	84 x 48 / 35		2	1	10935	10241	2057	2856	2856	770	1115	554	281
	B6C-9642	96 x 42 / 30		2	1	11319	10564	2150	2705	2705	833	1008	519	306
	B6C-9648	96 x 48 / 35		2	1	12086	11270	2244	2856	2856	770	1115	554	320
	B6C-9654	96 x 54 / 38		2	1	12895	12020	2337	3083	3083	674	1273	554	327
	B6C-9660	96 x 60 / 42		2	1	13597	12692	2431	3310	3310	579	1431	574	334
	B6C-9672	96 x 72 / 48		2	2	16356	15154	2618	4067	4067	258	1957	637	480
	B6C-10842	108 x 42 / 30		2	1	12511	11725	2337	2705	2705	833	1008	519	360
	B6C-10848	108 x 48 / 35		2	1	13317	12472	2431	2856	2856	770	1115	554	360
	B6C-10854	108 x 54 / 38		2	1	14462	13499	2524	3083	3083	674	1273	554	365
	B6C-10860	108 x 60 / 42		2	1	15353	14330	2618	3310	3310	579	1431	574	370
	B6C-10872	108 x 72 / 48		2	2	17961	16668	2805	4067	4067	258	1957	637	508
	B6C-12048	120 x 48 / 35		2	2	14575	13580	2618	2856	2856	770	1115	554	401
	B6C-12054	120 x 54 / 38		2	2	15463	14409	2711	3083	3083	674	1273	554	422
	B6C-12060	120 x 60 / 42		2	2	16392	15278	2805	3310	3310	579	1431	574	441
	B6C-12072	120 x 72 / 48		2	2	18930	17578	2992	4067	4067	258	1957	637	529
	B6C-13248	132 x 48 / 35		3	2	16845	15761	2805	4284	4284	1155	1673	831	441
	B6C-13254	132 x 54 / 38		3	2	17841	16698	2898	4625	4625	1012	1910	831	463
	B6C-13260	132 x 60 / 42		3	2	18730	17558	2992	4965	4965	868	2147	861	485
	B6C-13272	132 x 72 / 48		3	3	22841	20775	3179	6100	6100	387	2935	955	582
	B6C-14448	144 x 48 / 35		3	2	17805	16631	2992	4284	4284	1155	1673	831	480
	B6C-14454	144 x 54 / 38		3	2	18839	17608	3085	4625	4625	1012	1910	831	505
	B6C-14460	144 x 60 / 42		3	2	19919	18626	3179	4965	4965	868	2147	861	529
	B6C-14472	144 x 72 / 48		3	3	25598	23531	3366	6100	6100	387	2935	955	634
	B6C-16848	168 x 48 / 35		3	2	20237	18826	3366	4284	4284	1155	1673	831	618
	B6C-16854	168 x 54 / 38		3	2	21509	19989	3459	4625	4625	1012	1910	831	618
	B6C-16860	168 x 60 / 42		3	2	22822	21213	3553	4965	4965	868	2147	861	618
	B6C-16872	168 x 72 / 48		3	3	28378	26073	3740	6100	6100	387	2935	955	739
	B6C-18048	180 x 48 / 35		3	2	21474	19893	3553	4284	4284	1155	1673	831	529
	B6C-18054	180 x 54 / 38		3	2	22786	21115	3646	4625	4625	1012	1910	831	596
	B6C-18060	180 x 60 / 42		3	2	24140	22379	3740	4965	4965	868	2147	861	662
	B6C-18072	180 x 72 / 48		3	3	29773	27320	3927	6100	6100	387	2935	955	792
	B6C-19248	192 x 48 / 35		3	2	23228	21498	3740	4284	4284	1155	1673	831	706
	B6C-19254	192 x 54 / 38		3	2	24431	22641	3833	4625	4625	1012	1910	831	706
	B6C-19260	192 x 60 / 42		3	2	25823	23944	3927	4965	4965	868	2147	861	706
	B6C-19272	192 x 72 / 48		3	4	31725	29123	4114	6100	6100	387	2935	955	878
	B6C-21648	216 x 48 / 35		4	3	26948	24989	4114	5712	5712	1540	2230	1109	634
	B6C-21654	216 x 54 / 38		4	3	28952	26844	4207	6166	6166	1349	2547	1109	714
	B6C-21660	216 x 60 / 42		4	3	30492	28296	4301	6620	6620	1158	2863	1149	792
	B6C-21672	216 x 72 / 48		4	4	36193	33407	4488	8134	8134	516	3913	1273	951
	B6C-24048	240 x 48 / 30		4	3	29170	27110	4394	5409	5409	1665	2017	1037	799
	B6C-24054	240 x 54 / 38		4	3	31260	29152	4581	6166	6166	1349	2547	1109	851
	B6C-24060	240 x 60 / 42		4	3	32953	30585	4675	6620	6620	1158	2863	1149	880
	B6C-24072	240 x 72 / 48		4	4	39848	36786	4862	8134	8134	516	3913	1273	1056



Add Access Door to Base for Wire Management:  
 Colora \$909;  
 High Gloss Paint \$1156;  
 Laminate \$1111;  
 Veneer \$1211;  
 S. Steel (Brushed or Polished) \$1114

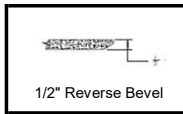
# Blade Corian - Glacier White



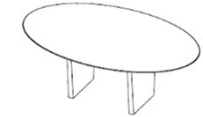
Shape(s)	Item Codes	Length	Width	# of Bases	Top Sections	Qty. 1	Qty. 3	Add for 1" thick top	Add Base upgrade: Brushed S. Steel	Add Base upgrade: Polished S. Steel	Add Base upgrade: Laminate	Add Base upgrade: Veneer	Add Base upgrade: High Gloss Paint	Add crate net
<b>Arced Wedge</b>	B9C-XXXXX							9CR-XXXX	BSB-XX	BSP-XX	BPL-XX	BWV-XX	BHG-XX	CR-XXXXX
	B9C-7242	72 x 42 / 30		2	1	9524	8917	1776	2705	2705	833	1008	519	219
	B9C-7248	72 x 48 / 35		2	1	10054	9418	1870	2856	2856	770	1115	554	266
	B9C-8442	84 x 42 / 30		2	1	10209	9571	1963	2705	2705	833	1008	519	281
	B9C-8448	84 x 48 / 35		2	1	10935	10241	2057	2856	2856	770	1115	554	281
	B9C-9642	96 x 42 / 30		2	1	11319	10564	2150	2705	2705	833	1008	519	306
	B9C-9648	96 x 48 / 35		2	1	12086	11270	2244	2856	2856	770	1115	554	320
	B9C-9654	96 x 54 / 38		2	1	12895	12020	2337	3083	3083	674	1273	554	327
	B9C-9660	96 x 60 / 42		2	1	13597	12692	2431	3310	3310	579	1431	574	334
	B9C-9672	96 x 72 / 48		2	2	16356	15154	2618	4067	4067	258	1957	637	480
	B9C-10842	108 x 42 / 30		2	1	12511	11725	2337	2705	2705	833	1008	519	360
	B9C-10848	108 x 48 / 35		2	1	13317	12472	2431	2856	2856	770	1115	554	360
	B9C-10854	108 x 54 / 38		2	1	14462	13499	2524	3083	3083	674	1273	554	365
	B9C-10860	108 x 60 / 42		2	1	15353	14330	2618	3310	3310	579	1431	574	370
	B9C-10872	108 x 72 / 48		2	2	17961	16668	2805	4067	4067	258	1957	637	508
	B9C-12048	120 x 48 / 35		2	2	14575	13580	2618	2856	2856	770	1115	554	401
	B9C-12054	120 x 54 / 38		2	2	15463	14409	2711	3083	3083	674	1273	554	422
	B9C-12060	120 x 60 / 42		2	2	16392	15278	2805	3310	3310	579	1431	574	441
	B9C-12072	120 x 72 / 48		2	2	18930	17578	2992	4067	4067	258	1957	637	529
	B9C-13248	132 x 48 / 35		3	2	16845	15761	2805	4284	4284	1155	1673	831	441
	B9C-13254	132 x 54 / 38		3	2	17841	16698	2898	4625	4625	1012	1910	831	463
	B9C-13260	132 x 60 / 42		3	2	18730	17558	2992	4965	4965	868	2147	861	485
	B9C-13272	132 x 72 / 48		3	3	22841	20775	3179	6100	6100	387	2935	955	582
	B9C-14448	144 x 48 / 35		3	2	17805	16631	2992	4284	4284	1155	1673	831	480
	B9C-14454	144 x 54 / 38		3	2	18839	17608	3085	4625	4625	1012	1910	831	505
	B9C-14460	144 x 60 / 42		3	2	19919	18626	3179	4965	4965	868	2147	861	529
	B9C-14472	144 x 72 / 48		3	3	25598	23531	3366	6100	6100	387	2935	955	634
	B9C-16848	168 x 48 / 35		3	2	20237	18826	3366	4284	4284	1155	1673	831	618
	B9C-16854	168 x 54 / 38		3	2	21509	19989	3459	4625	4625	1012	1910	831	618
	B9C-16860	168 x 60 / 42		3	2	22822	21213	3553	4965	4965	868	2147	861	618
	B9C-16872	168 x 72 / 48		3	3	28378	26073	3740	6100	6100	387	2935	955	739
	B9C-18048	180 x 48 / 35		3	2	21474	19893	3553	4284	4284	1155	1673	831	529
	B9C-18054	180 x 54 / 38		3	2	22786	21115	3646	4625	4625	1012	1910	831	596
	B9C-18060	180 x 60 / 42		3	2	24140	22379	3740	4965	4965	868	2147	861	662
	B9C-18072	180 x 72 / 48		3	3	29773	27320	3927	6100	6100	387	2935	955	792
	B9C-19248	192 x 48 / 35		3	2	23228	21498	3740	4284	4284	1155	1673	831	706
	B9C-19254	192 x 54 / 38		3	2	24431	22641	3833	4625	4625	1012	1910	831	706
	B9C-19260	192 x 60 / 42		3	2	25823	23944	3927	4965	4965	868	2147	861	706
	B9C-19272	192 x 72 / 48		3	4	31725	29123	4114	6100	6100	387	2935	955	878
	B9C-21648	216 x 48 / 35		4	3	26948	24989	4114	5712	5712	1540	2230	1109	634
	B9C-21654	216 x 54 / 38		4	3	28952	26844	4207	6166	6166	1349	2547	1109	714
	B9C-21660	216 x 60 / 42		4	3	30492	28296	4301	6620	6620	1158	2863	1149	792
	B9C-21672	216 x 72 / 48		4	4	36193	33407	4488	8134	8134	516	3913	1273	951
	B9C-24048	240 x 48 / 30		4	3	29170	27110	4394	5409	5409	1665	2017	1037	799
	B9C-24054	240 x 54 / 38		4	3	31260	29152	4581	6166	6166	1349	2547	1109	851
	B9C-24060	240 x 60 / 42		4	3	32953	30585	4675	6620	6620	1158	2863	1149	880
	B9C-24072	240 x 72 / 48		4	4	39848	36786	4862	8134	8134	516	3913	1273	1056

Add Access Door to Base for Wire Management:  
 Colora \$909;  
 High Gloss Paint \$1156;  
 Laminate \$1111;  
 Veneer \$1211;  
 S. Steel (Brushed or Polished) \$1114

# Blade Corian - Glacier White

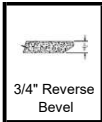


Shape(s)	Item Codes	Length	Width h	# of Bases	Top Sections	Qty. 1	Qty. 3	Add for 1" thick top	Add Base upgrade: Brushed S. Steel	Add Base upgrade: Polished S. Steel	Add Base upgrade: Laminate	Add Base upgrade: Veneer	Add Base upgrade: High Gloss Paint	Add crate net
<b>Oval</b>	B10C-XXXXX							10CR-XXXX	BSB-XX	BSP-XX	BPL-XX	BWV-XX	BHG-XX	CR-XXXXX
	B10C-7242	72 x 42	2	1	1	9524	8917	1776	2705	2705	833	1008	519	219
	B10C-7248	72 x 48	2	1	1	10054	9418	1870	2856	2856	770	1115	554	266
	B10C-8442	84 x 42	2	1	1	10209	9571	1963	2705	2705	833	1008	519	281
	B10C-8448	84 x 48	2	1	1	10935	10241	2057	2856	2856	770	1115	554	281
	B10C-9642	96 x 42	2	1	1	11319	10564	2150	2705	2705	833	1008	519	306
	B10C-9648	96 x 48	2	1	1	12086	11270	2244	2856	2856	770	1115	554	320
	B10C-9654	96 x 54	2	1	1	12895	12020	2337	3083	3083	674	1273	554	327
	B10C-9660	96 x 60	2	1	1	13597	12692	2431	3310	3310	579	1431	574	334
	B10C-9672	96 x 72	2	2	2	16356	15154	2618	4067	4067	258	1957	637	480
	B10C-10842	108 x 42	2	1	1	12511	11725	2337	2705	2705	833	1008	519	360
	B10C-10848	108 x 48	2	1	1	13317	12472	2431	2856	2856	770	1115	554	360
	B10C-10854	108 x 54	2	1	1	14462	13499	2524	3083	3083	674	1273	554	365
	B10C-10860	108 x 60	2	1	1	15353	14330	2618	3310	3310	579	1431	574	370
	B10C-10872	108 x 72	2	2	2	17961	16668	2805	4067	4067	258	1957	637	508
	B10C-12048	120 x 48	2	2	2	14575	13580	2618	2856	2856	770	1115	554	401
	B10C-12054	120 x 54	2	2	2	15463	14409	2711	3083	3083	674	1273	554	422
	B10C-12060	120 x 60	2	2	2	16392	15278	2805	3310	3310	579	1431	574	441
	B10C-12072	120 x 72	2	2	2	18930	17578	2992	4067	4067	258	1957	637	529
	B10C-13248	132 x 48	3	2	2	16845	15761	2805	4284	4284	1155	1673	831	441
	B10C-13254	132 x 54	3	2	2	17841	16698	2898	4625	4625	1012	1910	831	463
	B10C-13260	132 x 60	3	2	2	18730	17558	2992	4965	4965	868	2147	861	485
	B10C-13272	132 x 72	3	3	3	22841	20775	3179	6100	6100	387	2935	955	582
	B10C-14448	144 x 48	3	2	2	17805	16631	2992	4284	4284	1155	1673	831	480
	B10C-14454	144 x 54	3	2	2	18839	17608	3085	4625	4625	1012	1910	831	505
	B10C-14460	144 x 60	3	2	2	19919	18626	3179	4965	4965	868	2147	861	529
	B10C-14472	144 x 72	3	3	3	25598	23531	3366	6100	6100	387	2935	955	634
	B10C-16848	168 x 48	3	2	2	20237	18826	3366	4284	4284	1155	1673	831	618
	B10C-16854	168 x 54	3	2	2	21509	19989	3459	4625	4625	1012	1910	831	618
	B10C-16860	168 x 60	3	2	2	22822	21213	3553	4965	4965	868	2147	861	618
	B10C-16872	168 x 72	3	3	3	28378	26073	3740	6100	6100	387	2935	955	739
	B10C-18048	180 x 48	3	2	2	21474	19893	3553	4284	4284	1155	1673	831	529
	B10C-18054	180 x 54	3	2	2	22786	21115	3646	4625	4625	1012	1910	831	596
	B10C-18060	180 x 60	3	2	2	24140	22379	3740	4965	4965	868	2147	861	662
	B10C-18072	180 x 72	3	3	3	29773	27320	3927	6100	6100	387	2935	955	792
	B10C-19248	192 x 48	3	2	2	23228	21498	3740	4284	4284	1155	1673	831	706
	B10C-19254	192 x 54	3	2	2	24431	22641	3833	4625	4625	1012	1910	831	706
	B10C-19260	192 x 60	3	2	2	25823	23944	3927	4965	4965	868	2147	861	706
	B10C-19272	192 x 72	3	4	4	31725	29123	4114	6100	6100	387	2935	955	878
	B10C-21648	216 x 48	4	3	3	26948	24989	4114	5712	5712	1540	2230	1109	634
	B10C-21654	216 x 54	4	3	3	28952	26844	4207	6166	6166	1349	2547	1109	714
	B10C-21660	216 x 60	4	3	3	30492	28296	4301	6620	6620	1158	2863	1149	792
	B10C-21672	216 x 72	4	4	4	36193	33407	4488	8134	8134	516	3913	1273	951
	B10C-24048	240 x 48	4	3	3	29170	27110	4394	5409	5409	1665	2017	1037	799
	B10C-24054	240 x 54	4	3	3	31260	29152	4581	6166	6166	1349	2547	1109	851
	B10C-24060	240 x 60	4	3	3	32953	30585	4675	6620	6620	1158	2863	1149	880
	B10C-24072	240 x 72	4	4	4	39848	36786	4862	8134	8134	516	3913	1273	1056



Add Access Door to Base for Wire Management:  
 Colora \$909;  
 High Gloss Paint \$1156;  
 Laminate \$1111;  
 Veneer \$1211;  
 S. Steel (Brushed or Polished) \$1114

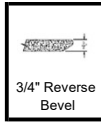
# Blade Standard Stone



Shape	Item Code	Length	Width	# of Bases	Top Sections	Qty. 1	Add for 1-1/2" RB edge Qty. 1	Add Base upgrade: Brushed S. Steel	Add Base upgrade: Polished S. Steel	Add Base upgrade: Laminate	Add Base upgrade: Veneer	Add Base upgrade: High Gloss Paint	Add crate net
	<b>Round</b> B1S-XX						1SR-XX	BSB-XX	BSP-XX	BPL-XX	BWV-XX	BHG-XX	CR-XX
	B1S-36	36 °		CR	1	8817	1388	4135	4135	1765	2107	1252	132
	B1S-42	42 °		CR	1	10491	1619	4438	4438	1636	2316	1277	155
	B1S-48	48 °		CR	1	12232	1850	4589	4589	1574	2423	1312	177
	B1S-54	54 °		CR	1	14317	2082	4990	4990	1621	2724	1399	199
	B1S-60	60 °		CR	1	16450	2313	5217	5217	1525	2882	1419	221
	B1S-72	72 °		CR	2	24720	2776	5973	5973	1204	3407	1481	360
	<b>Square</b> B7S-XXXX						7SR-XXXX	BSB-XX	BSP-XX	BPL-XX	BWV-XX	BHG-XX	CR-XXXX
	B7S-3636	36 x 36		CR	1	8875	792	4135	4135	1765	2107	1252	132
	B7S-4242	42 x 42		CR	1	10563	947	4438	4438	1636	2316	1277	155
	B7S-4848	48 x 48		CR	1	12323	1109	4589	4589	1574	2423	1312	177
	B7S-5454	54 x 54		CR	1	14427	1278	4990	4990	1621	2724	1399	199
	B7S-6060	60 x 60		CR	1	16578	1453	5217	5217	1525	2882	1419	221
	B7S-7272	72 x 72		CR	2	24615	1823	5973	5973	1204	3407	1481	360
	<b>Rectangle</b> B5S-XXXXX						5SR-XXXXX	BSB-XX	BSP-XX	BPL-XX	BWV-XX	BHG-XX	CR-XXXXX
	B5S-7236	72 x 36		2	1	13582	1248	2402	2402	962	799	494	240
	B5S-7242	72 x 42		2	1	15277	1344	2705	2705	833	1008	519	219
	B5S-7248	72 x 48		2	1	16480	1439	2856	2856	770	1115	554	266
	B5S-8442	84 x 42		2	1	16815	1502	2705	2705	833	1008	519	281
	B5S-8448	84 x 48		2	1	18645	1605	2856	2856	770	1115	554	281
	B5S-9642	96 x 42		2	1	18795	1661	2705	2705	833	1008	519	306
	B5S-9648	96 x 48		2	1	20317	1770	2856	2856	770	1115	554	320
	B5S-9654	96 x 54		2	1	21883	1879	3083	3083	674	1273	554	327
	B5S-9660	96 x 60		2	1	23447	1988	3310	3310	579	1431	574	334
	B5S-9672	96 x 72		2	2	30714	2206	4067	4067	258	1957	637	480
	B5S-10842	108 x 42		2	1	20737	1819	2705	2705	833	1008	519	360
	B5S-10848	108 x 48		2	1	22416	1935	2856	2856	770	1115	554	360
	B5S-10854	108 x 54		2	1	24135	2050	3083	3083	674	1273	554	365
	B5S-10860	108 x 60		2	1	25855	2166	3310	3310	579	1431	574	370
B5S-10872	108 x 72		2	2	33350	2397	4067	4067	258	1957	637	508	

**Add Access Door to Base for Wire Management: Colora \$909; High Gloss Paint \$1156; Laminate \$1111; Veneer \$1211; S. Steel (Brushed or Polished) \$1114**

# Blade Standard Stone

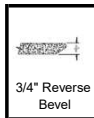


Shape	Item Code	Length	Width	# of Bases	Top Sections	Qty. 1	Add for 1-1/2" RB edge Qty. 1	Add Base upgrade: Brushed S. Steel	Add Base upgrade: Polished S. Steel	Add Base upgrade: Laminate	Add Base upgrade: Veneer	Add Base upgrade: High Gloss Paint	Add crate net
<b>Rectangle cont'd.</b>	B5S-XXXXX						5SR-XX	BSB-XX	BSP-XX	BPL-XX	BWV-XX	BHG-XX	CR-XXXXX
	B5S-12048	120 x 48		2	2	26075	2097	2856	2856	770	1115	554	401
	B5S-12054	120 x 54		2	2	27951	2220	3083	3083	674	1273	554	422
	B5S-12060	120 x 60		2	2	29826	2343	3310	3310	579	1431	574	441
	B5S-12072	120 x 72		2	2	33657	2590	4067	4067	258	1957	637	529
	B5S-13248	132 x 48		3	2	29122	2262	4284	4284	1155	1673	831	441
	B5S-13254	132 x 54		3	2	31221	2390	4625	4625	1012	1910	831	463
	B5S-13260	132 x 60		3	2	33321	2521	4965	4965	868	2147	861	485
	B5S-13272	132 x 72		3	3	39753	2780	6100	6100	387	2935	955	582
	B5S-14448	144 x 48		3	2	30795	2427	4284	4284	1155	1673	831	480
	B5S-14454	144 x 54		3	2	33049	2563	4625	4625	1012	1910	831	505
	B5S-14460	144 x 60		3	2	35304	2699	4965	4965	868	2147	861	529
	B5S-14472	144 x 72		3	3	42046	2973	6100	6100	387	2935	955	634
	B5S-16848	168 x 48		3	2	34418	2758	4284	4284	1155	1673	831	618
	B5S-16854	168 x 54		3	2	36992	2906	4625	4625	1012	1910	831	618
	B5S-16860	168 x 60		3	2	39565	3055	4965	4965	868	2147	861	618
	B5S-16872	168 x 72		3	3	46943	3355	6100	6100	387	2935	955	739
	B5S-18048	180 x 48		3	2	36089	2923	4284	4284	1155	1673	831	529
	B5S-18054	180 x 54		3	2	38817	3080	4625	4625	1012	1910	831	596
	B5S-18060	180 x 60		3	3	41547	3235	4965	4965	868	2147	861	662
	B5S-18072	180 x 72		3	3	49238	3547	6100	6100	387	2935	955	792
	B5S-19248	192 x 48		3	2	37764	3087	4284	4284	1155	1673	831	706
	B5S-19254	192 x 54		3	2	40649	3249	4625	4625	1012	1910	831	706
	B5S-19260	192 x 60		3	3	43531	3412	4965	4965	868	2147	861	706
	B5S-19272	192 x 72		3	4	51532	3738	6100	6100	387	2935	955	878
	B5S-21648	216 x 48		4	3	44951	3421	5712	5712	1540	2230	1109	634
	B5S-21654	216 x 54		4	3	48215	3596	6166	6166	1349	2547	1109	714
	B5S-21660	216 x 60		4	3	51481	3770	6620	6620	1158	2863	1149	792
	B5S-21672	216 x 72		4	4	60324	4121	8134	8134	516	3913	1273	951
	B5S-24048	240 x 48		4	3	48324	3751	5409	5409	1665	2017	1037	800
	B5S-24054	240 x 54		4	3	51909	3939	6166	6166	1349	2547	1109	851
	B5S-24060	240 x 60		4	3	55492	4128	6620	6620	1158	2863	1149	880
	B5S-24072	240 x 72		4	4	66958	4504	8134	8134	516	3913	1273	1056

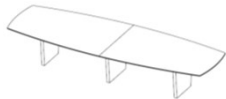
Add Access Door to Base for Wire Management:  
 Cora \$909;  
 High Gloss Paint \$1156;  
 Laminate \$1111;  
 Veneer \$1211;  
 S. Steel (Brushed or Polished) \$1114



# Blade Standard Stone

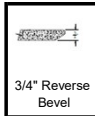


Shape	Item Code	Length	Width	# of Bases	Top Sections	Qty. 1	Add for 1-1/2" RB edge Qty. 1	Add Base upgrade: Brushed S. Steel	Add Base upgrade: Polished S. Steel	Add Base upgrade: Laminate	Add Base upgrade: Veneer	Add Base upgrade: High Gloss Paint	Add crate net
<b>Arced Boat</b>	B6S-XXXXX						6SR-XXXXX	BSB-XX	BSP-XX	BPL-XX	BWV-XX	BHG-XX	CR-XXXXX
	B6S-7242	72 x 42 / 30	2	1	16435	3076	2705	2705	833	1008	519	219	
	B6S-7248	72 x 48 / 35	2	1	17742	3263	2856	2856	770	1115	554	266	
	B6S-8442	84 x 42 / 30	2	1	18180	3416	2705	2705	833	1008	519	281	
	B6S-8448	84 x 48 / 35	2	1	20126	3610	2856	2856	770	1115	554	281	
	B6S-9642	96 x 42 / 30	2	1	20365	3757	2705	2705	833	1008	519	306	
	B6S-9648	96 x 48 / 35	2	1	22018	3957	2856	2856	770	1115	554	320	
	B6S-9654	96 x 54 / 38	2	1	23710	4158	3083	3083	674	1273	554	327	
	B6S-9660	96 x 60 / 42	2	1	25405	4358	3310	3310	579	1431	574	334	
	B6S-9672	96 x 72 / 48	2	2	30945	4758	4067	4067	258	1957	637	480	
	B6S-10842	108 x 42 / 30	2	1	22452	4098	2705	2705	833	1008	519	360	
	B6S-10848	108 x 48 / 35	2	1	24271	4305	2856	2856	770	1115	554	360	
	B6S-10854	108 x 54 / 38	2	1	26134	4512	3083	3083	674	1273	554	365	
	B6S-10860	108 x 60 / 42	2	1	27994	4718	3310	3310	579	1431	574	370	
	B6S-10872	108 x 72 / 48	2	2	33786	5133	4067	4067	258	1957	637	508	
	B6S-12048	120 x 48 / 35	2	2	28152	4649	2856	2856	770	1115	554	401	
	B6S-12054	120 x 54 / 38	2	2	30181	4863	3083	3083	674	1273	554	422	
	B6S-12060	120 x 60 / 42	2	2	32210	5078	3310	3310	579	1431	574	441	
	B6S-12072	120 x 72 / 48	2	2	36351	5506	4067	4067	258	1957	637	529	
	B6S-13248	132 x 48 / 35	3	2	31355	4996	4284	4284	1155	1673	831	441	
	B6S-13254	132 x 54 / 38	3	2	33622	5216	4625	4625	1012	1910	831	463	
	B6S-13260	132 x 60 / 42	3	2	35887	5437	4965	4965	868	2147	861	485	
	B6S-13272	132 x 72 / 48	3	3	42652	5880	6100	6100	387	2935	955	582	
	B6S-14448	144 x 48 / 35	3	2	33246	5344	4284	4284	1155	1673	831	480	
	B6S-14454	144 x 54 / 38	3	2	35682	5570	4625	4625	1012	1910	831	505	
	B6S-14460	144 x 60 / 42	3	2	38115	5798	4965	4965	868	2147	861	529	
	B6S-14472	144 x 72 / 48	3	3	45217	6254	6100	6100	387	2935	955	634	
	B6S-16848	168 x 48 / 35	3	2	37244	6042	4284	4284	1155	1673	831	618	
	B6S-16854	168 x 54 / 38	3	2	40025	6278	4625	4625	1012	1910	831	618	
	B6S-16860	168 x 60 / 42	3	2	42802	6518	4965	4965	868	2147	861	618	
	B6S-16872	168 x 72 / 48	3	3	50590	7001	6100	6100	387	2935	955	739	
	B6S-18048	180 x 48 / 35	3	2	39073	6389	4284	4284	1155	1673	831	529	
	B6S-18054	180 x 54 / 38	3	2	42020	6636	4625	4625	1012	1910	831	596	
	B6S-18060	180 x 60 / 42	3	3	44968	6881	4965	4965	868	2147	861	662	
	B6S-18072	180 x 72 / 48	3	3	53091	7375	6100	6100	387	2935	955	792	
	B6S-19248	192 x 48 / 35	3	2	41462	6737	4284	4284	1155	1673	831	706	
	B6S-19254	192 x 54 / 38	3	2	44579	6986	4625	4625	1012	1910	831	706	
	B6S-19260	192 x 60 / 42	3	3	47693	7241	4965	4965	868	2147	861	706	
	B6S-19272	192 x 72 / 48	3	4	56153	7749	6100	6100	387	2935	955	878	
	B6S-21648	216 x 48 / 35	4	3	48594	7432	5712	5712	1540	2230	1109	634	
	B6S-21654	216 x 54 / 38	4	3	52113	7697	6166	6166	1349	2547	1109	714	
	B6S-21660	216 x 60 / 42	4	3	55632	7964	6620	6620	1158	2863	1149	792	
	B6S-21672	216 x 72 / 48	4	4	64987	8497	8134	8134	516	3913	1273	951	
	B6S-24048	240 x 48 / 35	4	3	53028	7979	5409	5409	1665	2017	1037	800	
	B6S-24054	240 x 54 / 38	4	3	56889	8406	6166	6166	1349	2547	1109	851	
	B6S-24060	240 x 60 / 42	4	3	60754	8685	6620	6620	1158	2863	1149	880	
	B6S-24072	240 x 72 / 48	4	4	72780	9245	8134	8134	516	3913	1273	1056	



Add Access Door to Base for Wire Management:  
 Colora \$909;  
 High Gloss Paint \$1156;  
 Laminate \$1111;  
 Veneer \$1211;  
 S. Steel (Brushed or Polished) \$1114

# Blade Standard Stone

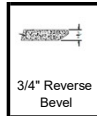


Shape	Item Code	Length	Width	# of Bases	Top Sections	Qty. 1	Add for 1-1/2" RB edge Qty. 1	Add Base upgrade: Brushed S. Steel	Add Base upgrade: Polished S. Steel	Add Base upgrade: Laminate	Add Base upgrade: Veneer	Add Base upgrade: High Gloss Paint	Add crate net
<b>Wedge</b>	B9S-XXXXX						9SR-XXXXX	BSB-XX	BSP-XX	BPL-XX	BWV-XX	BHG-XX	CR-XXXXX
	B9S-7242	72 x 42 / 30		2	1	16435	2942	2705	2705	833	1008	519	219
	B9S-7248	72 x 48 / 35		2	1	17742	3122	2856	2856	770	1115	554	266
	B9S-8442	84 x 42 / 30		2	1	18180	3269	2705	2705	833	1008	519	281
	B9S-8448	84 x 48 / 35		2	1	20126	3456	2856	2856	770	1115	554	281
	B9S-9642	96 x 42 / 30		2	1	20365	3596	2705	2705	833	1008	519	306
	B9S-9648	96 x 48 / 35		2	1	22018	3789	2856	2856	770	1115	554	320
	B9S-9654	96 x 54 / 38		2	1	23710	3982	3083	3083	674	1273	554	327
	B9S-9660	96 x 60 / 42		2	1	25405	4175	3310	3310	579	1431	574	334
	B9S-9672	96 x 72 / 48		2	2	30945	4562	4067	4067	258	1957	637	480
	B9S-10842	108 x 42 / 30		2	1	22452	3923	2705	2705	833	1008	519	360
	B9S-10848	108 x 48 / 35		2	1	24271	4122	2856	2856	770	1115	554	360
	B9S-10854	108 x 54 / 38		2	1	26134	4322	3083	3083	674	1273	554	365
	B9S-10860	108 x 60 / 42		2	1	27994	4522	3310	3310	579	1431	574	370
	B9S-10872	108 x 72 / 48		2	2	33786	4923	4067	4067	258	1957	637	508
	B9S-12048	120 x 48 / 35		2	2	28152	4453	2856	2856	770	1115	554	401
	B9S-12054	120 x 54 / 38		2	2	30181	4660	3083	3083	674	1273	554	422
	B9S-12060	120 x 60 / 42		2	2	32210	4868	3310	3310	579	1431	574	441
	B9S-12072	120 x 72 / 48		2	2	36351	5281	4067	4067	258	1957	637	529
	B9S-13248	132 x 48 / 35		3	2	31355	4786	4284	4284	1155	1673	831	441
	B9S-13254	132 x 54 / 38		3	2	33622	4999	4625	4625	1012	1910	831	463
	B9S-13260	132 x 60 / 42		3	2	35887	5213	4965	4965	868	2147	861	485
	B9S-13272	132 x 72 / 48		3	3	42652	5641	6100	6100	387	2935	955	582
	B9S-14448	144 x 48 / 35		3	2	33246	5119	4284	4284	1155	1673	831	480
	B9S-14454	144 x 54 / 38		3	2	35682	5339	4625	4625	1012	1910	831	505
	B9S-14460	144 x 60 / 42		3	2	38115	5560	4965	4965	868	2147	861	529
	B9S-14472	144 x 72 / 48		3	3	45217	6001	6100	6100	387	2935	955	634
	B9S-16848	168 x 48 / 35		3	2	37244	5789	4284	4284	1155	1673	831	618
	B9S-16854	168 x 54 / 38		3	2	40025	6019	4625	4625	1012	1910	831	618
	B9S-16860	168 x 60 / 42		3	2	42802	6252	4965	4965	868	2147	861	618
	B9S-16872	168 x 72 / 48		3	3	50590	6721	6100	6100	387	2935	955	739
	B9S-18048	180 x 48 / 35		3	2	39073	6123	4284	4284	1155	1673	831	529
	B9S-18054	180 x 54 / 38		3	2	42020	6362	4625	4625	1012	1910	831	596
	B9S-18060	180 x 60 / 42		3	3	44968	6601	4965	4965	868	2147	861	662
	B9S-18072	180 x 72 / 48		3	3	53091	7081	6100	6100	387	2935	955	792
	B9S-19248	192 x 48 / 35		3	2	41462	6456	4284	4284	1155	1673	831	706
	B9S-19254	192 x 54 / 38		3	2	44579	6699	4625	4625	1012	1910	831	706
	B9S-19260	192 x 60 / 42		3	3	47693	6946	4965	4965	868	2147	861	706
	B9S-19272	192 x 72 / 48		3	4	56153	7441	6100	6100	387	2935	955	878
	B9S-21648	216 x 48 / 35		4	3	48594	7123	5712	5712	1540	2230	1109	634
	B9S-21654	216 x 54 / 38		4	3	52113	7381	6166	6166	1349	2547	1109	714
	B9S-21660	216 x 60 / 42		4	3	55632	7642	6620	6620	1158	2863	1149	792
	B9S-21672	216 x 72 / 48		4	4	64987	8160	8134	8134	516	3913	1273	951
	B9S-24048	240 x 48 / 35		4	3	53028	7650	5409	5409	1665	2017	1037	800
	B9S-24054	240 x 54 / 38		4	3	56889	8062	6166	6166	1349	2547	1109	851
	B9S-24060	240 x 60 / 42		4	3	60754	8335	6620	6620	1158	2863	1149	880
	B9S-24072	240 x 72 / 48		4	4	72780	8880	8134	8134	516	3913	1273	1056

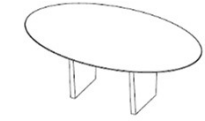


Add Access Door to Base for Wire Management:  
 Colora \$909;  
 High Gloss Paint \$1156;  
 Laminate \$1111;  
 Veneer \$1211;  
 S. Steel (Brushed or Polished) \$1114

# Blade Standard Stone



Shape	Item Code	Length	Width	# of Bases	Top Sections	Qty. 1	Add for 1-1/2" RB edge Qty. 1	Add Base upgrade: Brushed S. Steel	Add Base upgrade: Polished S. Steel	Add Base upgrade: Laminate	Add Base upgrade: Veneer	Add Base upgrade: High Gloss Paint	Add crate net
Oval	B10S-XXXXX						10RS-XXXXX	BSB-XX	BSP-XX	BPL-XX	BWV-XX	BHG-XX	CR-XXXXX
	B10S-7242	72 x 42	2	1	16435	2942	2705	2705	833	1008	519	219	
	B10S-7248	72 x 48	2	1	17742	3122	2856	2856	770	1115	554	266	
	B10S-8442	84 x 42	2	1	18180	3269	2705	2705	833	1008	519	281	
	B10S-8448	84 x 48	2	1	20126	3456	2856	2856	770	1115	554	281	
	B10S-9642	96 x 42	2	1	20365	3596	2705	2705	833	1008	519	306	
	B10S-9648	96 x 48	2	1	22018	3789	2856	2856	770	1115	554	320	
	B10S-9654	96 x 54	2	1	23710	3982	3083	3083	674	1273	554	327	
	B10S-9660	96 x 60	2	1	25405	4175	3310	3310	579	1431	574	334	
	B10S-9672	96 x 72	2	2	30945	4562	4067	4067	258	1957	637	480	
	B10S-10842	108 x 42	2	1	22452	3923	2705	2705	833	1008	519	360	
	B10S-10848	108 x 48	2	1	24271	4122	2856	2856	770	1115	554	360	
	B10S-10854	108 x 54	2	1	26134	4322	3083	3083	674	1273	554	365	
	B10S-10860	108 x 60	2	1	27994	4522	3310	3310	579	1431	574	370	
	B10S-10872	108 x 72	2	2	33786	4923	4067	4067	258	1957	637	508	
	B10S-12048	120 x 48	2	2	28152	4453	2856	2856	770	1115	554	401	
	B10S-12054	120 x 54	2	2	30181	4660	3083	3083	674	1273	554	422	
	B10S-12060	120 x 60	2	2	32210	4868	3310	3310	579	1431	574	441	
	B10S-12072	120 x 72	2	2	36351	5281	4067	4067	258	1957	637	529	
	B10S-13248	132 x 48	3	2	31355	4786	4284	4284	1155	1673	831	441	
	B10S-13254	132 x 54	3	2	33622	4999	4625	4625	1012	1910	831	463	
	B10S-13260	132 x 60	3	2	35887	5213	4965	4965	868	2147	861	485	
	B10S-13272	132 x 72	3	3	42652	5641	6100	6100	387	2935	955	582	
	B10S-14448	144 x 48	3	2	33246	5119	4284	4284	1155	1673	831	480	
	B10S-14454	144 x 54	3	2	35682	5339	4625	4625	1012	1910	831	505	
	B10S-14460	144 x 60	3	2	38115	5560	4965	4965	868	2147	861	529	
	B10S-14472	144 x 72	3	3	45217	6001	6100	6100	387	2935	955	634	
	B10S-16848	168 x 48	3	2	37244	5789	4284	4284	1155	1673	831	618	
	B10S-16854	168 x 54	3	2	40025	6019	4625	4625	1012	1910	831	618	
	B10S-16860	168 x 60	3	2	42802	6252	4965	4965	868	2147	861	618	
	B10S-16872	168 x 72	3	3	50590	6721	6100	6100	387	2935	955	739	
	B10S-18048	180 x 48	3	2	39073	6123	4284	4284	1155	1673	831	529	
	B10S-18054	180 x 54	3	2	42020	6362	4625	4625	1012	1910	831	596	
	B10S-18060	180 x 60	3	3	44968	6601	4965	4965	868	2147	861	662	
	B10S-18072	180 x 72	3	3	53091	7081	6100	6100	387	2935	955	792	
	B10S-19248	192 x 48	3	2	41462	6456	4284	4284	1155	1673	831	706	
	B10S-19254	192 x 54	3	2	44579	6699	4625	4625	1012	1910	831	706	
	B10S-19260	192 x 60	3	3	47693	6946	4965	4965	868	2147	861	706	
	B10S-19272	192 x 72	3	4	56153	7441	6100	6100	387	2935	955	878	
	B10S-21648	216 x 48	4	3	48594	7123	5712	5712	1540	2230	1109	634	
B10S-21654	216 x 54	4	3	52113	7381	6166	6166	1349	2547	1109	714		
B10S-21660	216 x 60	4	3	55632	7642	6620	6620	1158	2863	1149	792		
B10S-21672	216 x 72	4	4	64987	8160	8134	8134	516	3913	1273	951		
B10S-24048	240 x 48	4	3	53028	7650	5409	5409	1665	2017	1037	800		
B10S-24054	240 x 54	4	3	56889	8062	6166	6166	1349	2547	1109	851		
B10S-24060	240 x 60	4	3	60754	8335	6620	6620	1158	2863	1149	880		
B10S-24072	240 x 72	4	4	72780	8880	8134	8134	516	3913	1273	1056		



Add Access Door to Base for Wire Management:  
 Colora \$909;  
 High Gloss Paint \$1156;  
 Laminate \$1111;  
 Veneer \$1211;  
 S. Steel (Brushed or Polished) \$1114