



GOSH BY PRISMATIQUE

modular

kable base



modular

column base



training

tubular base



meeting

cube base



general purpose

half round base



general purpose

plate base

GOSH multipurpose...

Economical solutions for a wide variety of applications

With six base types the GOSH series is adaptable to all room requirements. Available in plastic laminate and veneer tabletop options GOSH can work within most budgets to provide either high image or simply functional meeting, training, general purpose or modular tables.

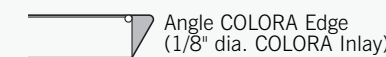
GOSH Plastic Laminate Tabletop Options



Reeded Vinyl Edge



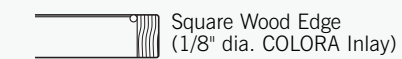
Flat Vinyl Edge



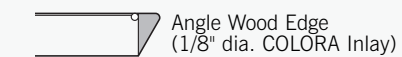
Angle COLORA Edge
(1/8" dia. COLORA Inlay)



Reeded Wood Edge
(1/8" dia. COLORA Inlay)



Square Wood Edge
(1/8" dia. COLORA Inlay)

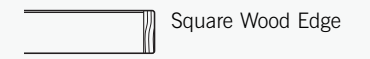


Angle Wood Edge
(1/8" dia. COLORA Inlay)

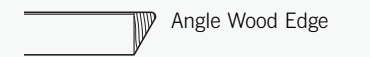
GOSH Veneer Tabletop Options



Reeded Wood Edge



Square Wood Edge



Angle Wood Edge




120" x 48"/35" (#1005-1204) Cube Base Boat Laminate Table; Reeded Vinyl Edge; Interact (INT) Power Units.

GOSH meeting...

Basic conferencing requires many shapes and sizes

For budget table solutions to accommodate meetings of 2 to 20 people GOSH offers a wide range of standard shapes and dimensions. From 30" Round to 240" Racetrack the possibilities are limitless with customization available to address other size or shape requirements.

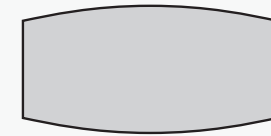
Round



Rectangle



Boat



Modular Rectangle



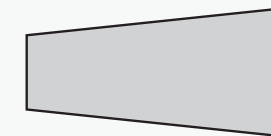
Square



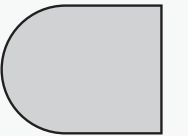
Racetrack



Wedge



Modular Bullet





108" x 48"/28" (#1106-1084) Kable T-Base Wedge Laminate Table; Reeded Vinyl Edge.

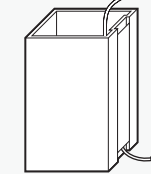
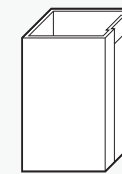


144" x 48"/35" (#1105-1444) Kable T-Base Boat Clear Maple Table; Reeded Wood Edge; Interface (INF) Power Units.

GOSH meeting...

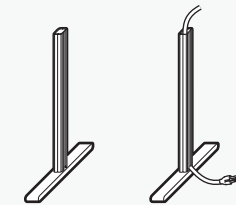
Staying connected means accessibility

Technology can be located in recessed tabletop power units specified with a variety of electrical and communications modules. GOSH Cube and Kable T Base allow for easy power infeed and concealed, internal wire management.



Cube Base

Constructed of MDF and reinforced with steel brackets. Open at top and bottom. Wire access through removable side panel which can be slightly raised at floor level to allow cable exit. Finished in COLORA colors or in veneer.



Kable T Base

Horizontal is 2" x 1" steel in 12 gauge with bullnose ends. Column consists of four 16 gauge steel rods and removable ribbed plastic cover strips. Finished in COLORA colors – cover strips can be specified in contrast color. Wires are managed internally.



20" x 60" (#1122-6020) Kable C-Base Laminate Table; Reeded Vinyl Edge; Removable J-Modesty; Interface Jr. (INFJ) Power Unit.

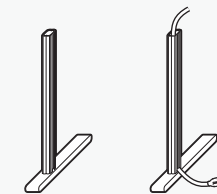


24" x 60" (#1124-6024) Kable C-Base (Folding) Laminate Table; Reeded Vinyl Edge; Flat Folding Modesty; Pie Bridge Top; Grommets (GROM2).

GOSH training...

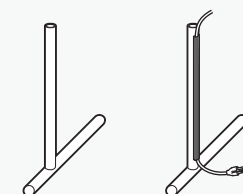
Built to last and look good

GOSH training tables are constructed to withstand the demands of high traffic, changing rooms. Technology friendly options include daisy chain power units, wire management and tabletop grommets. All bases are available with either glides or lockable casters.



Kable C Base

Horizontal is 2" x 1" steel in 12 gauge with bullnose ends. Cantilevered column consists of four 16 gauge steel rods and removable ribbed plastic cover strips. Finished in COLORA colors – cover strips can be specified in contrast color. Wires are managed internally.



Tubular C Base

2" dia. leg and column in 14 gauge steel with welded end caps. Finished in COLORA colors, polished or satin chrome. External wire manager is black PVC.



24" x 60" (#984-6024) Tubular C-Base (Folding) Laminate Table; Angle Colora Edge; Flat Folding Modesty.



24" x 60" (#1122-6024) Cable C-Base (Fliptop) Laminate Table; Removable J-Modesty; PORT Power Unit; Lockable Casters.

GOSH training...

Fold, flip, reconfigure, move, store

GOSH heavy duty folding and fliptop mechanisms are designed and manufactured in house by Prismatic. As table specialists our engineering focus results in a product solution that can stand up to daily room changes.





36" Dia. Custom Tubular Cross Base (Polished Chrome) Round Vidro Painted Back Glass Table; RB Vidro Edge.



36" Dia. (#941-36) Square Edge Plate Base (Polished Chrome) Round Laminate Table; Angle Wood Edge.



42" Dia. (#931-42) Half Round Cross Base Round Laminate Table; Angle Wood Edge.



60" Dia. (#971-60) 4" Column Base (Folding) Round Laminate Table; Square Wood Edge.

GOSH general purpose...

Basically something for every place

Select from a wide range of table types to find the right approach for secondary work areas, workstation extensions, even auditorium or restaurant applications.

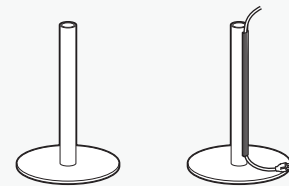
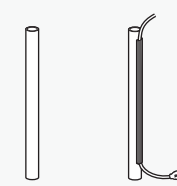


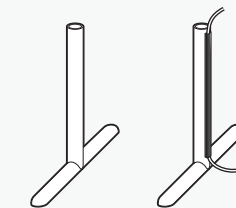
Plate Base

3/8" thick steel with 16 gauge spun steel cover plate and 14 gauge steel column 3" or 4" dia. Finished in COLORA colors, polished or satin chrome. External wire manager is black PVC.



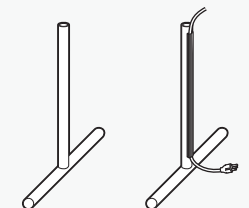
Column Base

2", 2 1/2" or 4" dia. columns in 16 gauge steel finished in COLORA colors, polished or satin chrome. External wire manager is black PVC.



Half Round T Base

3" dia. base and column in 14 gauge steel with half bullnose end caps. Finished in COLORA colors, polished or satin chrome. External wire manager is black PVC. Cross base version also available.




Tubular T Base

Leg and column are 2" dia. 14 gauge steel with welded end caps. Finished in COLORA colors, optional polished or satin chrome. External wire manager is black PVC. Cross base version also available.




Kable T-Base Video Conference "V" Top Configuration.



GOSH details...

A B C INTERFACE Jr. (INFJ) recessed and PORT pop up electrical/communications units. D E F A choice of standard edge details offered in laminate, wood and Cora. G J Modesty and flip-top mechanism. H Double-engaging flip-top locking for safety. I Heavy-duty folding base mechanism for maximum wearability. J Simple ganging hardware. No tools required. K L Optional folding flat modesty. M GOSH Kable and Tubular T-bases with power and wire management capability. N Desktop PC Guard and J Modesty.



Tubular T-Base Rectangle & Bridge Top Configuration.



Column Base Trapezoid Configuration.



GOSH modular...

Efficient table landscapes

Table segments work together in a variety of configurations to fit the needs of the room. Function and form specified for the best results.





Prismatique Designs Ltd.

95 Wingold Avenue

Toronto Ontario

Canada M6B 1P8

Toll free 888 414 7333

E tables@prismatique.com

www.prismatique.com