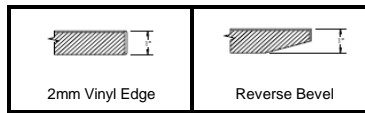

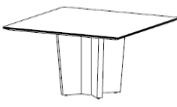



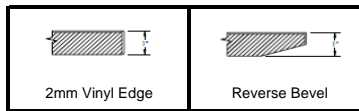
# Blade Base Standard Laminate



Shape	Item Code	Length	Width	# of Bases	Top Sections	Qty. 1	Qty. 3	Add for Reverse Bevel Self Edge Qty. 1	Add for Reverse Bevel Self Edge Qty. 3	Add Base upgrade: Brushed S. Steel	Add Base upgrade: Polished S. Steel	Add Base upgrade: Laminate	Add Base upgrade: Veneer	Add Base upgrade: High Gloss Paint
<b>Round</b> 	B1P-XX							1PR-XX		BSB-XX	BSP-XX	BPL-XX	BWV-XX	BHG-XX
	B1P-36	36 <sup>Ø</sup>	CR	1	4086	3872	395	384	3715	3715	1586	1893	1125	
	B1P-42	42 <sup>Ø</sup>	CR	1	4616	4369	497	477	3987	3987	1470	2081	1147	
	B1P-48	48 <sup>Ø</sup>	CR	1	4798	4551	499	479	4123	4123	1414	2177	1179	
	B1P-54	54 <sup>Ø</sup>	CR	1	5763	5377	596	564	4483	4483	1456	2447	1257	
	B1P-60	60 <sup>Ø</sup>	CR	1	6020	5634	596	564	4687	4687	1370	2589	1275	
	B1P-72	72 <sup>Ø</sup>	CR	2	7487	7183	1042	995	5367	5367	1082	3061	1331	
<b>Square</b> 	B7P-XXXX							7PR-XX		BSB-XX	BSP-XX	BPL-XX	BWV-XX	BHG-XX
	B7P-3636	36 x 36	CR	1	4074	3860	395	384	3715	3715	1586	1893	1125	
	B7P-4242	42 x 42	CR	1	4597	4350	497	477	3987	3987	1470	2081	1147	
	B7P-4848	48 x 48	CR	1	4772	4525	499	479	4123	4123	1414	2177	1179	
	B7P-5454	54 x 54	CR	1	5730	5344	596	564	4483	4483	1456	2447	1257	
	B7P-6060	60 x 60	CR	1	5980	5594	596	564	4687	4687	1370	2589	1275	
	B7P-7272	72 x 72	CR	2	7323	7019	1042	995	5367	5367	1082	3061	1331	
<b>Rectangle</b> 	B5P-XXXX							5PR-XX		BSB-XX	BSP-XX	BPL-XX	BWV-XX	BHG-XX
	B5P-7236	72 x 36	2	1	4193	4036	521	498	2158	2158	864	718	444	
	B5P-7242	72 x 42	2	1	4633	4447	585	555	2430	2430	748	906	466	
	B5P-7248	72 x 48	2	1	4745	4559	585	555	2566	2566	692	1002	498	
	B5P-8442	84 x 42	2	1	4928	4725	628	592	2430	2430	748	906	466	
	B5P-8448	84 x 48	2	1	5047	4844	628	592	2566	2566	692	1002	498	
	B5P-9642	96 x 42	2	1	5205	4983	670	629	2430	2430	748	906	466	
	B5P-9648	96 x 48	2	1	5325	5102	670	629	2566	2566	692	1002	498	
	B5P-9654	96 x 54	2	1	6055	5764	756	705	2770	2770	606	1144	498	
	B5P-9660	96 x 60	2	1	6230	5939	756	705	2974	2974	520	1286	516	
	B5P-9672	96 x 72	2	2	7308	6948	1170	1108	3654	3654	232	1758	572	
	B5P-10842	108 x 42	2	1	5975	5729	513	468	2430	2430	748	906	466	
	B5P-10848	108 x 48	2	1	6318	6046	714	668	2566	2566	692	1002	498	
	B5P-10854	108 x 54	2	1	6826	6511	810	752	2770	2770	606	1144	498	
B5P-10860	108 x 60	2	1	7001	6687	810	752	2974	2974	520	1286	516		
B5P-10872	108 x 72	2	2	8332	7909	1299	1222	3654	3654	232	1758	572		

Add Access Door to Base for Wire Management: Colora \$817; High Gloss Paint \$1039; Laminate \$998; Veneer \$1088; S. Steel (Brushed or Polished) \$1001

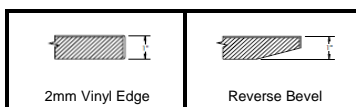
# Blade Base Standard Laminate



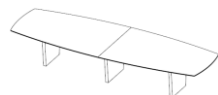
Shape	Item Code	Length	Width	# of Bases	Top Sections	Qty. 1	Qty. 3	Add for Reverse Bevel Self Edge Qty. 1	Add for Reverse Bevel Self Edge Qty. 3	Add Base upgrade: Brushed S. Steel	Add Base upgrade: Polished S. Steel	Add Base upgrade: Laminate	Add Base upgrade: Veneer	Add Base upgrade: High Gloss Paint
<b>Rectangle cont'd.</b>	B5P-XXXXX							5PR-XXXXX		BSB-XX	BSP-XX	BPL-XX	BWV-XX	BHG-XX
	B5P-12048	120 x 48		2	2	6844	6522	1085	1033	2566	2566	692	1002	498
	B5P-12054	120 x 54		2	2	7390	7020	1191	1127	2770	2770	606	1144	498
	B5P-12060	120 x 60		2	2	7566	7196	1191	1127	2974	2974	520	1286	516
	B5P-12072	120 x 72		2	2	8379	7963	1978	1900	3654	3654	232	1758	572
	B5P-13248	132 x 48		3	2	8492	8131	1170	1108	3849	3849	1038	1503	747
	B5P-13254	132 x 54		3	2	9177	8761	1299	1221	4155	4155	909	1716	747
	B5P-13260	132 x 60		3	2	9415	8999	1299	1221	4461	4461	780	1929	774
	B5P-13272	132 x 72		3	3	10958	10440	1755	1663	5481	5481	348	2637	858
	B5P-14448	144 x 48		3	2	8594	8234	1170	1108	3849	3849	1038	1503	747
	B5P-14454	144 x 54		3	2	9280	8864	1299	1221	4155	4155	909	1716	747
	B5P-14460	144 x 60		3	2	9517	9101	1299	1221	4461	4461	780	1929	774
	B5P-14472	144 x 72		3	3	11061	10543	1755	1663	5481	5481	348	2637	858
	B5P-16848	168 x 48		3	2	9397	8995	1256	1184	3849	3849	1038	1503	747
	B5P-16854	168 x 54		3	2	10692	10143	1406	1316	4155	4155	909	1716	747
	B5P-16860	168 x 60		3	2	10937	10388	1406	1316	4461	4461	780	1929	774
	B5P-16872	168 x 72		3	3	12694	12121	1948	1585	5481	5481	348	2637	858
	B5P-18048	180 x 48		3	2	9830	9371	1341	1260	3849	3849	1038	1503	747
	B5P-18054	180 x 54		3	2	11202	10607	1512	1410	4155	4155	909	1716	747
	B5P-18060	180 x 60		3	2	11447	10852	1512	1410	4461	4461	780	1929	774
	B5P-18072	180 x 72		3	3	12815	11994	1948	1833	5481	5481	348	2637	858
	B5P-19248	192 x 48		3	2	9933	9474	1341	1260	3849	3849	1038	1503	747
	B5P-19254	192 x 54		3	2	11305	10709	1512	1410	4155	4155	909	1716	747
	B5P-19260	192 x 60		3	2	11550	10954	1512	1410	4461	4461	780	1929	774
	B5P-19272	192 x 72		3	4	13212	12523	2341	2217	5481	5481	348	2637	858
	B5P-21648	216 x 48		4	2	12324	11801	1427	1334	4860	4860	1496	1812	932
	B5P-21654	216 x 54		4	2	13854	13194	1620	1504	5540	5540	1212	2288	996
	B5P-21660	216 x 60		4	2	14161	13501	1620	1504	5948	5948	1040	2572	1032
	B5P-21672	216 x 72		4	4	16920	16055	2597	2443	7308	7308	464	3516	1144
	B5P-24042	240 x 48		4	3	13626	12951	1884	1776	4860	4860	1496	1812	932
	B5P-24054	240 x 54		4	3	15616	14749	2109	1974	5540	5540	1212	2288	996
	B5P-24060	240 x 60		4	3	15893	14989	2109	1974	5948	5948	1040	2572	1032
	B5P-24072	240 x 72		4	4	17254	16456	2597	2377	7308	7308	464	3516	1144

Add Access Door to Base for Wire Management:  
 Colora \$817;  
 High Gloss Paint \$1039;  
 Laminate \$998;  
 Veneer \$1088;  
 S. Steel (Brushed or Polished) \$1001

# Blade Base Standard Laminate

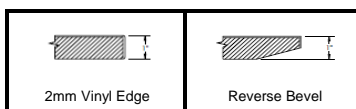


Shape(s)	Order code	Length	Width	# of Bases	Top Sections	Qty. 1	Qty. 3	Add for Reverse Bevel Self Edge Qty. 1	Add for Reverse Bevel Self Edge Qty. 3	Add Base upgrade: Brushed S. Steel	Add Base upgrade: Polished S. Steel	Add Base upgrade: Laminate	Add Base upgrade: Veneer	Add Base upgrade: High Gloss Paint
<b>Arced Boat</b>	B6P-XXXXX							6PR-XXXXX		BSB-XX	BSP-XX	BPL-XX	BWV-XX	BHG-XX
	B6P-7242	72 x 42 / 30		2	1	4940	4700	585	555	2430	2430	748	906	466
	B6P-7248	72 x 48 / 35		2	1	5052	4812	585	555	2566	2566	692	1002	498
	B6P-8442	84 x 42 / 30		2	1	5292	5034	628	592	2430	2430	748	906	466
	B6P-8448	84 x 48 / 35		2	1	5411	5153	628	592	2566	2566	692	1002	498
	B6P-9642	96 x 42 / 30		2	1	5625	5348	670	629	2430	2430	748	906	466
	B6P-9648	96 x 48 / 35		2	1	5744	5467	670	629	2566	2566	692	1002	498
	B6P-9654	96 x 54 / 38		2	1	6474	6128	756	705	2770	2770	606	1144	498
	B6P-9660	96 x 60 / 42		2	1	6650	6304	756	705	2974	2974	520	1286	516
	B6P-9672	96 x 72 / 48		2	2	7727	7312	1170	1108	3654	3654	232	1758	572
	B6P-10842	108 x 42 / 30		2	1	6395	6094	513	468	2430	2430	748	906	466
	B6P-10848	108 x 48 / 35		2	1	6738	6411	714	668	2566	2566	692	1002	498
	B6P-10854	108 x 54 / 38		2	1	7245	6876	810	752	2770	2770	606	1144	498
	B6P-10860	108 x 60 / 42		2	1	7421	7052	810	752	2974	2974	520	1286	516
	B6P-10872	108 x 72 / 48		2	2	8752	8274	1299	1222	3654	3654	232	1758	572
	B6P-12048	120 x 48 / 35		2	2	7319	6942	1085	1033	2566	2566	692	1002	498
	B6P-12054	120 x 54 / 38		2	2	7866	7441	1191	1127	2770	2770	606	1144	498
	B6P-12060	120 x 60 / 42		2	2	8041	7616	1191	1127	2974	2974	520	1286	516
	B6P-12072	120 x 72 / 48		2	2	8854	8383	1978	1900	3654	3654	232	1758	572
	B6P-13248	132 x 48 / 35		3	2	8967	8552	1170	1108	3849	3849	1038	1503	747
	B6P-13254	132 x 54 / 38		3	2	9652	9181	1299	1221	4155	4155	909	1716	747
	B6P-13260	132 x 60 / 42		3	2	9890	9419	1299	1221	4461	4461	780	1929	774
	B6P-13272	132 x 72 / 48		3	3	11433	10860	1755	1663	5481	5481	348	2637	858
	B6P-14448	144 x 48 / 35		3	2	9125	8710	1170	1108	3849	3849	1038	1503	747
	B6P-14454	144 x 54 / 38		3	2	9811	9339	1299	1221	4155	4155	909	1716	747
	B6P-14460	144 x 60 / 42		3	2	10048	9577	1299	1221	4461	4461	780	1929	774
	B6P-14472	144 x 72 / 48		3	3	11592	11177	1755	1505	5481	5481	348	2637	858
	B6P-16848	168 x 48 / 35		3	2	9984	9527	1256	1184	3849	3849	1038	1503	747
	B6P-16854	168 x 54 / 38		3	2	11278	10675	1406	1316	4155	4155	909	1716	747
	B6P-16860	168 x 60 / 42		3	2	11523	10920	1406	1316	4461	4461	780	1929	774
	B6P-16872	168 x 72 / 48		3	3	13280	12404	1948	1833	5481	5481	348	2637	858
	B6P-18048	180 x 48 / 35		3	2	10416	9903	1341	1260	3849	3849	1038	1503	747
	B6P-18054	180 x 54 / 38		3	2	11789	11138	1512	1410	4155	4155	909	1716	747
	B6P-18060	180 x 60 / 42		3	2	12034	11383	1512	1410	4461	4461	780	1929	774
	B6P-18072	180 x 72 / 48		3	3	13402	12526	1948	1833	5481	5481	348	2637	858
	B6P-19248	192 x 48 / 35		3	2	11021	10507	1341	1260	3849	3849	1038	1503	747
	B6P-19254	192 x 54 / 38		3	2	12394	11743	1512	1410	4155	4155	909	1716	747
	B6P-19260	192 x 60 / 42		3	2	12638	11988	1512	1410	4461	4461	780	1929	774
	B6P-19272	192 x 72 / 48		3	4	14300	13557	2341	2217	5481	5481	348	2637	858
	B6P-21648	216 x 48 / 35		4	2	13077	12500	1427	1334	4860	4860	1496	1812	932
	B6P-21654	216 x 54 / 38		4	2	14608	13893	1620	1504	5540	5540	1212	2288	996
	B6P-21660	216 x 60 / 42		4	2	14915	14200	1620	1504	5948	5948	1040	2572	1032
	B6P-21672	216 x 72 / 48		4	4	17674	16754	2597	2443	7308	7308	464	3516	1144
	B6P-24042	240 x 48 / 35		4	3	15049	14318	1884	1776	4860	4860	1496	1812	932
	B6P-24054	240 x 54 / 30		4	3	17039	16117	2109	1974	5540	5540	1212	2288	996
	B6P-24060	240 x 60 / 30		4	3	17316	16357	2109	1974	5948	5948	1040	2572	1032
	B6P-24072	240 x 72 / 30		4	4	18677	17749	2597	2443	7308	7308	464	3516	1144

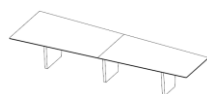


Add Access Door to Base for Wire Management:  
 Colora \$817;  
 High Gloss Paint \$1039;  
 Laminate \$998;  
 Veneer \$1088;  
 S. Steel (Brushed or Polished) \$1001

# Blade Base Standard Laminate

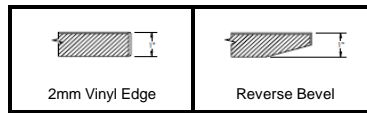


Shape(s)	Order code	Length	Width	# of Bases	Top Sections	Qty. 1	Qty. 3	Add for Reverse Bevel Self Edge Qty. 1	Add for Reverse Bevel Self Edge Qty. 3	Add Base upgrade: Brushed S. Steel	Add Base upgrade: Polished S. Steel	Add Base upgrade: Laminate	Add Base upgrade: Veneer	Add Base upgrade: High Gloss Paint
<b>Arced Wedge</b>	B9P-XXXXX							9PR-XXXXX		BSB-XX	BSP-XX	BPL-XX	BWV-XX	BHG-XX
	B9P-7242	72 x 42 / 30		2	1	4940	4700	585	555	2430	2430	748	906	466
	B9P-7248	72 x 48 / 35		2	1	5052	4812	585	555	2566	2566	692	1002	498
	B9P-8442	84 x 42 / 30		2	1	5292	5034	628	592	2430	2430	748	906	466
	B9P-8448	84 x 48 / 35		2	1	5411	5153	628	592	2566	2566	692	1002	498
	B9P-9642	96 x 42 / 30		2	1	5625	5348	670	629	2430	2430	748	906	466
	B9P-9648	96 x 48 / 35		2	1	5744	5467	670	629	2566	2566	692	1002	498
	B9P-9654	96 x 54 / 38		2	1	6474	6128	756	705	2770	2770	606	1144	498
	B9P-9660	96 x 60 / 42		2	1	6650	6304	756	705	2974	2974	520	1286	516
	B9P-9672	96 x 72 / 48		2	2	7727	7312	1170	1108	3654	3654	232	1758	572
	B9P-10842	108 x 42 / 30		2	1	6395	6094	513	468	2430	2430	748	906	466
	B9P-10848	108 x 48 / 35		2	1	6738	6411	714	668	2566	2566	692	1002	498
	B9P-10854	108 x 54 / 38		2	1	7245	6876	810	752	2770	2770	606	1144	498
	B9P-10860	108 x 60 / 42		2	1	7421	7052	810	752	2974	2974	520	1286	516
	B9P-10872	108 x 72 / 48		2	2	8752	8274	1299	1222	3654	3654	232	1758	572
	B9P-12048	120 x 48 / 35		2	2	7319	6942	1085	1033	2566	2566	692	1002	498
	B9P-12054	120 x 54 / 38		2	2	7866	7441	1191	1127	2770	2770	606	1144	498
	B9P-12060	120 x 60 / 42		2	2	8041	7616	1191	1127	2974	2974	520	1286	516
	B9P-12072	120 x 72 / 48		2	2	8854	8383	1978	1900	3654	3654	232	1758	572
	B9P-13248	132 x 48 / 35		3	2	8967	8552	1170	1108	3849	3849	1038	1503	747
	B9P-13254	132 x 54 / 38		3	2	9652	9181	1299	1221	4155	4155	909	1716	747
	B9P-13260	132 x 60 / 42		3	2	9890	9419	1299	1221	4461	4461	780	1929	774
	B9P-13272	132 x 72 / 48		3	3	11433	10860	1755	1663	5481	5481	348	2637	858
	B9P-14448	144 x 48 / 35		3	2	9125	8710	1170	1108	3849	3849	1038	1503	747
	B9P-14454	144 x 54 / 38		3	2	9811	9339	1299	1221	4155	4155	909	1716	747
	B9P-14460	144 x 60 / 42		3	2	10048	9577	1299	1221	4461	4461	780	1929	774
	B9P-14472	144 x 72 / 48		3	3	11592	11177	1755	1505	5481	5481	348	2637	858
	B9P-16848	168 x 48 / 35		3	2	9984	9527	1256	1184	3849	3849	1038	1503	747
	B9P-16854	168 x 54 / 38		3	2	11278	10675	1406	1316	4155	4155	909	1716	747
	B9P-16860	168 x 60 / 42		3	2	11523	10920	1406	1316	4461	4461	780	1929	774
	B9P-16872	168 x 72 / 48		3	3	13280	12404	1948	1833	5481	5481	348	2637	858
	B9P-18048	180 x 48 / 35		3	2	10416	9903	1341	1260	3849	3849	1038	1503	747
	B9P-18054	180 x 54 / 38		3	2	11789	11138	1512	1410	4155	4155	909	1716	747
	B9P-18060	180 x 60 / 42		3	2	12034	11383	1512	1410	4461	4461	780	1929	774
	B9P-18072	180 x 72 / 48		3	3	13402	12526	1948	1833	5481	5481	348	2637	858
	B9P-19248	192 x 48 / 35		3	2	11021	10507	1341	1260	3849	3849	1038	1503	747
	B9P-19254	192 x 54 / 38		3	2	12394	11743	1512	1410	4155	4155	909	1716	747
	B9P-19260	192 x 60 / 42		3	2	12638	11988	1512	1410	4461	4461	780	1929	774
	B9P-19272	192 x 72 / 48		3	4	14300	13557	2341	2217	5481	5481	348	2637	858
	B9P-21648	216 x 48 / 35		4	2	13077	12500	1427	1334	4860	4860	1496	1812	932
	B9P-21654	216 x 54 / 38		4	2	14608	13893	1620	1504	5540	5540	1212	2288	996
	B9P-21660	216 x 60 / 42		4	2	14915	14200	1620	1504	5948	5948	1040	2572	1032
	B9P-21672	216 x 72 / 48		4	4	17674	16754	2597	2443	7308	7308	464	3516	1144
	B9P-24048	240 x 48 / 35		4	3	15049	14318	1884	1776	4860	4860	1496	1812	932
	B9P-24054	240 x 54 / 38		4	3	17039	16117	2109	1974	5540	5540	1212	2288	996
	B9P-24060	240 x 60 / 42		4	3	17316	16357	2109	1974	5948	5948	1040	2572	1032
	B9P-24072	240 x 72 / 48		4	4	18677	17749	2597	2443	7308	7308	464	3516	1144

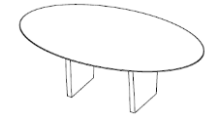


Add Access Door to Base for Wire Management:  
 Colora \$817;  
 High Gloss Paint \$1039;  
 Laminate \$998;  
 Veneer \$1088;  
 S. Steel (Brushed or Polished) \$1001

# Blade Base Standard Laminate

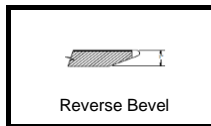


Shape(s)	Order code	Length	Width h	# of Bases	Top Sections	Qty. 1	Qty. 3	Add for Reverse Bevel Self Edge Qty. 1	Add for Reverse Bevel Self Edge Qty. 3	Add Base upgrade: Brushed S. Steel	Add Base upgrade: Polished S. Steel	Add Base upgrade: Laminate	Add Base upgrade: Veneer	Add Base upgrade: High Gloss Paint
<b>Oval</b>	B10P-XXXXX							10PR-XXXXX		BSB-XX	BSP-XX	BPL-XX	BWV-XX	BHG-XX
	B10P-7242	72 x 42	2	1		4940	4700	585	555	2430	2430	748	906	466
	B10P-7248	72 x 48	2	1		5052	4812	585	555	2566	2566	692	1002	498
	B10P-8442	84 x 42	2	1		5292	5034	628	592	2430	2430	748	906	466
	B10P-8448	84 x 48	2	1		5411	5153	628	592	2566	2566	692	1002	498
	B10P-9642	96 x 42	2	1		5625	5348	670	629	2430	2430	748	906	466
	B10P-9648	96 x 48	2	1		5744	5467	670	629	2566	2566	692	1002	498
	B10P-9654	96 x 54	2	1		6474	6128	756	705	2770	2770	606	1144	498
	B10P-9660	96 x 60	2	1		6650	6304	756	705	2974	2974	520	1286	516
	B10P-9672	96 x 72	2	2		7727	7312	1170	1108	3654	3654	232	1758	572
	B10P-10842	108 x 42	2	1		6395	6094	513	468	2430	2430	748	906	466
	B10P-10848	108 x 48	2	1		6738	6411	714	668	2566	2566	692	1002	498
	B10P-10854	108 x 54	2	1		7245	6876	810	752	2770	2770	606	1144	498
	B10P-10860	108 x 60	2	1		7421	7052	810	752	2974	2974	520	1286	516
	B10P-10872	108 x 72	2	2		8752	8274	1299	1222	3654	3654	232	1758	572
	B10P-12048	120 x 48	2	2		7319	6942	1085	1033	2566	2566	692	1002	498
	B10P-12054	120 x 54	2	2		7866	7441	1191	1127	2770	2770	606	1144	498
	B10P-12060	120 x 60	2	2		8041	7616	1191	1127	2974	2974	520	1286	516
	B10P-12072	120 x 72	2	2		8854	8383	1978	1900	3654	3654	232	1758	572
	B10P-13248	132 x 48	3	2		8967	8552	1170	1108	3849	3849	1038	1503	747
	B10P-13254	132 x 54	3	2		9652	9181	1299	1221	4155	4155	909	1716	747
	B10P-13260	132 x 60	3	2		9890	9419	1299	1221	4461	4461	780	1929	774
	B10P-13272	132 x 72	3	3		11433	10860	1755	1663	5481	5481	348	2637	858
	B10P-14448	144 x 48	3	2		9125	8710	1170	1108	3849	3849	1038	1503	747
	B10P-14454	144 x 54	3	2		9811	9339	1299	1221	4155	4155	909	1716	747
	B10P-14460	144 x 60	3	2		10048	9577	1299	1221	4461	4461	780	1929	774
	B10P-14472	144 x 72	3	3		11592	11177	1755	1505	5481	5481	348	2637	858
	B10P-16848	168 x 48	3	2		9984	9527	1256	1184	3849	3849	1038	1503	747
	B10P-16854	168 x 54	3	2		11278	10675	1406	1316	4155	4155	909	1716	747
	B10P-16860	168 x 60	3	2		11523	10920	1406	1316	4461	4461	780	1929	774
	B10P-16872	168 x 72	3	3		13280	12404	1948	1833	5481	5481	348	2637	858
	B10P-18048	180 x 48	3	2		10416	9903	1341	1260	3849	3849	1038	1503	747
	B10P-18054	180 x 54	3	2		11789	11138	1512	1410	4155	4155	909	1716	747
	B10P-18060	180 x 60	3	2		12034	11383	1512	1410	4461	4461	780	1929	774
	B10P-18072	180 x 72	3	3		13402	12526	1948	1833	5481	5481	348	2637	858
	B10P-19248	192 x 48	3	2		11021	10507	1341	1260	3849	3849	1038	1503	747
	B10P-19254	192 x 54	3	2		12394	11743	1512	1410	4155	4155	909	1716	747
	B10P-19260	192 x 60	3	2		12638	11988	1512	1410	4461	4461	780	1929	774
	B10P-19272	192 x 72	3	4		14300	13557	2341	2217	5481	5481	348	2637	858
	B10P-21648	216 x 48	4	2		13077	12500	1427	1334	4860	4860	1496	1812	932
	B10P-21654	216 x 54	4	2		14608	13893	1620	1504	5540	5540	1212	2288	996
	B10P-21660	216 x 60	4	2		14915	14200	1620	1504	5948	5948	1040	2572	1032
	B10P-21672	216 x 72	4	4		17674	16754	2597	2443	7308	7308	464	3516	1144
	B10P-24048	240 x 48	4	3		15049	14318	1884	1776	4860	4860	1496	1812	932
	B10P-24054	240 x 54	4	3		17039	16117	2109	1974	5540	5540	1212	2288	996
	B10P-24060	240 x 60	4	3		17316	16357	2109	1974	5948	5948	1040	2572	1032
	B10P-24072	240 x 72	4	4		18677	17749	2597	2443	7308	7308	464	3516	1144



Add Access Door to  
Base for Wire  
Management:  
Colora \$817;  
High Gloss Paint  
\$1039;  
Laminate \$998;  
Veneer \$1088;  
S. Steel (Brushed or  
Polished) \$1001

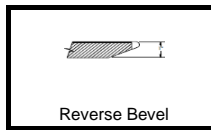
# Blade Base Standard Wood Veneer



Shape	Item Code	Length	Width	# of Bases	Top Sections	Qty. 1	Qty. 3	Add Base upgrade: Brushed S. Steel	Add Base upgrade: Polished S. Steel	Add Base upgrade: Laminate	Add Base upgrade: Veneer	Add Base upgrade: High Gloss Paint
<p><b>Round</b></p>	B1W-XX							BSB-XX	BSP-XX	BPL-XX	BWV-XX	BHG-XX
	B1W-36	36 ∅	CR	1	5931	5560	3715	3715	1586	1893	1125	
	B1W-42	42 ∅	CR	1	6561	6190	3987	3987	1470	2081	1147	
	B1W-48	48 ∅	CR	1	7341	6970	4123	4123	1414	2177	1179	
	B1W-54	54 ∅	CR	1	8453	8082	4483	4483	1456	2447	1257	
	B1W-60	60 ∅	CR	1	8960	8589	4687	4687	1370	2589	1275	
	B1W-72	72 ∅	CR	1	12557	12186	5367	5367	1082	3061	1331	
<p><b>Square</b></p>	B7W-XXXX							BSB-XX	BSP-XX	BPL-XX	BWV-XX	BHG-XX
	B7W-3636	36 x 36	CR	1	5386	5015	3715	3715	1586	1893	1125	
	B7W-4242	42 x 42	CR	1	5996	5513	3987	3987	1470	2081	1147	
	B7W-4848	48 x 48	CR	1	6623	6140	4123	4123	1414	2177	1179	
	B7W-5454	54 x 54	CR	1	7576	7093	4483	4483	1456	2447	1257	
	B7W-6060	60 x 60	CR	1	8483	8000	4687	4687	1370	2589	1275	
	B7W-7272	72 x 72	CR	1	11526	11043	5367	5367	1082	3061	1331	
<p><b>Rectangle</b></p>	B5W-XXXXX							BSB-XX	BSP-XX	BPL-XX	BWV-XX	BHG-XX
	B5W-7236	72 x 36	2	1	6253	5770	2158	2158	864	718	444	
	B5W-7242	72 x 42	2	1	6865	6382	2430	2430	748	906	466	
	B5W-7248	72 x 48	2	1	7310	6827	2566	2566	692	1002	498	
	B5W-8442	84 x 42	2	1	7449	6966	2430	2430	748	906	466	
	B5W-8448	84 x 48	2	1	7935	7452	2566	2566	692	1002	498	
	B5W-9642	96 x 42	2	1	7955	7471	2430	2430	748	906	466	
	B5W-9648	96 x 48	2	1	8594	8111	2566	2566	692	1002	498	
	B5W-9654	96 x 54	2	1	9335	8852	2770	2770	606	1144	498	
	B5W-9660	96 x 60	2	1	9980	9497	2974	2974	520	1286	516	
	B5W-9672	96 x 72	2	2	12584	12101	3654	3654	232	1758	572	
	B5W-10842	108 x 42	2	1	9014	8531	2430	2430	748	906	466	
	B5W-10848	108 x 48	2	1	9809	9326	2566	2566	692	1002	498	
	B5W-10854	108 x 54	2	1	10520	10037	2770	2770	606	1144	498	
B5W-10860	108 x 60	2	1	11197	10714	2974	2974	520	1286	516		
B5W-10872	108 x 72	2	2	13854	13371	3654	3654	232	1758	572		

**Add Access Door to Base for Wire Management: Colora \$817; High Gloss Paint \$1039; Laminate \$998; Veneer \$1088; S. Steel (Brushed or Polished) \$1001**

# Blade Base Standard Wood Veneer

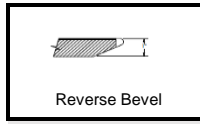


Shape	Item Code	Length	Width	# of Bases	Top Sections	Qty. 1	Qty. 3	Add Base upgrade: Brushed S. Steel	Add Base upgrade: Polished S. Steel	Add Base upgrade: Laminate	Add Base upgrade: Veneer	Add Base upgrade: High Gloss Paint
<b>Rectangle cont'd.</b>	B5W-XXXXX							BSB-XX	BSP-XX	BPL-XX	BWV-XX	BHG-XX
	B5W-12048	120 x 48		2	2	11239	10756	2566	2566	692	1002	498
	B5W-12054	120 x 54		2	2	11983	11500	2770	2770	606	1144	498
	B5W-12060	120 x 60		2	2	12815	12332	2974	2974	520	1286	516
	B5W-12072	120 x 72		2	2	14492	14009	3654	3654	232	1758	572
	B5W-13248	132 x 48		3	2	13043	12560	3849	3849	1038	1503	747
	B5W-13254	132 x 54		3	2	14004	13521	4155	4155	909	1716	747
	B5W-13260	132 x 60		3	2	14870	14387	4461	4461	780	1929	774
	B5W-13272	132 x 72		3	3	17987	17504	5481	5481	348	2637	858
	B5W-14448	144 x 48		3	2	13675	13192	3849	3849	1038	1503	747
	B5W-14454	144 x 54		3	2	14607	14124	4155	4155	909	1716	747
	B5W-14460	144 x 60		3	2	15381	14898	4461	4461	780	1929	774
	B5W-14472	144 x 72		3	3	18995	18512	5481	5481	348	2637	858
	B5W-16848	168 x 48		3	2	15067	14584	3849	3849	1038	1503	747
	B5W-16854	168 x 54		3	2	16193	15691	4155	4155	909	1716	747
	B5W-16860	168 x 60		3	2	17224	16723	4461	4461	780	1929	774
	B5W-16872	168 x 72		3	3	20858	20375	5481	5481	348	2637	858
	B5W-18048	180 x 48		3	2	15543	15041	3849	3849	1038	1503	747
	B5W-18054	180 x 54		3	2	16824	16322	4155	4155	909	1716	747
	B5W-18060	180 x 60		3	2	18132	17631	4461	4461	780	1929	774
	B5W-18072	180 x 72		3	3	21585	21102	5481	5481	348	2637	858
	B5W-19248	192 x 48		3	2	16299	15797	3849	3849	1038	1503	747
	B5W-19254	192 x 54		3	2	17672	17170	4155	4155	909	1716	747
	B5W-19260	192 x 60		3	2	18830	18328	4461	4461	780	1929	774
	B5W-19272	192 x 72		3	4	23294	22810	5481	5481	348	2637	858
	B5W-21648	216 x 48		4	2	19550	19029	4860	4860	1496	1812	932
	B5W-21654	216 x 54		4	2	21007	20487	5540	5540	1212	2288	996
	B5W-21660	216 x 60		4	2	22169	21649	5948	5948	1040	2572	1032
	B5W-21672	216 x 72		4	4	28137	27617	7308	7308	464	3516	1144
	B5W-24048	240 x 48		4	3	21498	20941	4860	4860	1496	1812	932
	B5W-24054	240 x 54		4	3	22966	22409	5540	5540	1212	2288	996
	B5W-24060	240 x 60		4	3	25308	24714	5948	5948	1040	2572	1032
	B5W-24072	240 x 72		4	4	29398	28877	7308	7308	464	3516	1144

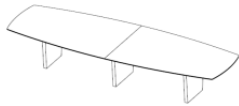
Add Access Door to Base for Wire Management:  
 Colora \$817;  
 High Gloss Paint \$1039;  
 Laminate \$998;  
 Veneer \$1088;  
 S. Steel (Brushed or Polished) \$1001

# Blade Base

## Standard Wood Veneer



Shape	Item Code	Length	Width	# of Bases	Top Sections	Qty. 1	Qty. 3	Add Base upgrade: Brushed S. Steel	Add Base upgrade: Polished S. Steel	Add Base upgrade: Laminate	Add Base upgrade: Veneer	Add Base upgrade: High Gloss Paint
<b>Arced Boat</b>	B6W-XXXXX							BSB-XX	BSP-XX	BPL-XX	BWV-XX	BHG-XX
	B6W-7242	72 x 42 / 30		2	1	7808	7324	2430	2430	748	906	466
	B6W-7248	72 x 48 / 35		2	1	8254	7771	2566	2566	692	1002	498
	B6W-8442	84 x 42 / 30		2	1	8448	7965	2430	2430	748	906	466
	B6W-8448	84 x 48 / 35		2	1	8935	8452	2566	2566	692	1002	498
	B6W-9642	96 x 42 / 30		2	1	9010	8527	2430	2430	748	906	466
	B6W-9648	96 x 48 / 35		2	1	9712	9228	2566	2566	692	1002	498
	B6W-9654	96 x 54 / 38		2	1	10145	9662	2770	2770	606	1144	498
	B6W-9660	96 x 60 / 42		2	1	10791	10307	2974	2974	520	1286	516
	B6W-9672	96 x 72 / 48		2	2	12657	12174	3654	3654	232	1758	572
	B6W-10842	108 x 42 / 30		2	1	10130	9647	2430	2430	748	906	466
	B6W-10848	108 x 48 / 35		2	1	10619	10136	2566	2566	692	1002	498
	B6W-10854	108 x 54 / 38		2	1	11330	10847	2770	2770	606	1144	498
	B6W-10860	108 x 60 / 42		2	1	12007	11344	2974	2974	520	1286	516
	B6W-10872	108 x 72 / 48		2	2	13987	13504	3654	3654	232	1758	572
	B6W-12048	120 x 48 / 35		2	2	12656	12173	2566	2566	692	1002	498
	B6W-12054	120 x 54 / 38		2	2	13400	12917	2770	2770	606	1144	498
	B6W-12060	120 x 60 / 42		2	2	14170	13687	2974	2974	520	1286	516
	B6W-12072	120 x 72 / 48		2	2	14927	14444	3654	3654	232	1758	572
	B6W-13248	132 x 48 / 35		3	2	14460	13977	3849	3849	1038	1503	747
	B6W-13254	132 x 54 / 38		3	2	15360	14876	4155	4155	909	1716	747
	B6W-13260	132 x 60 / 42		3	2	16225	15742	4461	4461	780	1929	774
	B6W-13272	132 x 72 / 48		3	3	17442	16959	5481	5481	348	2637	858
	B6W-14448	144 x 48 / 35		3	2	15088	14605	3849	3849	1038	1503	747
	B6W-14454	144 x 54 / 38		3	2	16018	15535	4155	4155	909	1716	747
	B6W-14460	144 x 60 / 42		3	2	16977	16494	4461	4461	780	1929	774
	B6W-14472	144 x 72 / 48		3	3	18751	18267	5481	5481	348	2637	858
	B6W-16848	168 x 48 / 35		3	2	16534	16051	3849	3849	1038	1503	747
	B6W-16854	168 x 54 / 38		3	2	17660	17158	4155	4155	909	1716	747
	B6W-16860	168 x 60 / 42		3	2	18691	18190	4461	4461	780	1929	774
	B6W-16872	168 x 72 / 48		3	3	21834	21351	5481	5481	348	2637	858
	B6W-18048	180 x 48 / 35		3	2	17195	16693	3849	3849	1038	1503	747
	B6W-18054	180 x 54 / 38		3	2	18323	17821	4155	4155	909	1716	747
	B6W-18060	180 x 60 / 42		3	2	19415	18914	4461	4461	780	1929	774
	B6W-18072	180 x 72 / 48		3	3	23114	22630	5481	5481	348	2637	858
	B6W-19248	192 x 48 / 35		3	2	18267	17766	3849	3849	1038	1503	747
	B6W-19254	192 x 54 / 38		3	2	19458	18956	4155	4155	909	1716	747
	B6W-19260	192 x 60 / 42		3	2	20615	20113	4461	4461	780	1929	774
	B6W-19272	192 x 72 / 48		3	4	24896	24413	5481	5481	348	2637	858
	B6W-21648	216 x 48 / 35		4	2	21001	20481	4860	4860	1496	1812	932
	B6W-21654	216 x 54 / 38		4	2	22458	21938	5540	5540	1212	2288	996
	B6W-21660	216 x 60 / 42		4	2	23803	23283	5948	5948	1040	2572	1032
	B6W-21672	216 x 72 / 48		4	4	29833	29313	7308	7308	464	3516	1144
	B6W-24048	240 x 48 / 35		4	3	24170	23613	4860	4860	1496	1812	932
	B6W-24054	240 x 54 / 38		4	3	25822	24965	5540	5540	1212	2288	996
	B6W-24060	240 x 60 / 42		4	3	27182	26588	5948	5948	1040	2572	1032
	B6W-24072	240 x 72 / 48		4	4	33663	33143	7308	7308	464	3516	1144

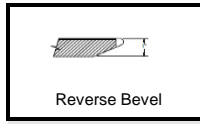


Add Access Door to Base for Wire Management:  
 Colora \$817;  
 High Gloss Paint \$1039;  
 Laminate \$998;  
 Veneer \$1088;  
 S. Steel (Brushed or Polished) \$1001

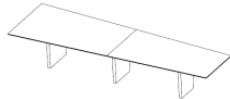


# Blade Base

## Standard Wood Veneer

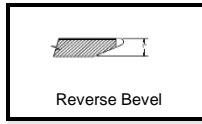


Shape	Item Code	Length	Width	# of Bases	Top Sections	Qty. 1	Qty. 3	Add Base upgrade: Brushed S. Steel	Add Base upgrade: Polished S. Steel	Add Base upgrade: Laminate	Add Base upgrade: Veneer	Add Base upgrade: High Gloss Paint
<b>Arced Wedge</b>	B9W-XXXXX							BSB-XX	BSP-XX	BPL-XX	BWV-XX	BHG-XX
	B9W-7242	72 x 42 / 30		2	1	7808	7324	2430	2430	748	906	466
	B9W-7248	72 x 48 / 35		2	1	8254	7771	2566	2566	692	1002	498
	B9W-8442	84 x 42 / 30		2	1	8448	7965	2430	2430	748	906	466
	B9W-8448	84 x 48 / 35		2	1	8935	8452	2566	2566	692	1002	498
	B9W-9642	96 x 42 / 30		2	1	9010	8527	2430	2430	748	906	466
	B9W-9648	96 x 48 / 35		2	1	9712	9228	2566	2566	692	1002	498
	B9W-9654	96 x 54 / 38		2	1	10145	9662	2770	2770	606	1144	498
	B9W-9660	96 x 60 / 42		2	1	10791	10307	2974	2974	520	1286	516
	B9W-9672	96 x 72 / 48		2	2	12657	12174	3654	3654	232	1758	572
	B9W-10842	108 x 42 / 30		2	1	10130	9647	2430	2430	748	906	466
	B9W-10848	108 x 48 / 35		2	1	10619	10136	2566	2566	692	1002	498
	B9W-10854	108 x 54 / 38		2	1	11330	10847	2770	2770	606	1144	498
	B9W-10860	108 x 60 / 42		2	1	12007	11344	2974	2974	520	1286	516
	B9W-10872	108 x 72 / 48		2	2	13987	13504	3654	3654	232	1758	572
	B9W-12048	120 x 48 / 35		2	2	12656	12173	2566	2566	692	1002	498
	B9W-12054	120 x 54 / 38		2	2	13400	12917	2770	2770	606	1144	498
	B9W-12060	120 x 60 / 42		2	2	14170	13687	2974	2974	520	1286	516
	B9W-12072	120 x 72 / 48		2	2	14927	14444	3654	3654	232	1758	572
	B9W-13248	132 x 48 / 35		3	2	14460	13977	3849	3849	1038	1503	747
	B9W-13254	132 x 54 / 38		3	2	15360	14876	4155	4155	909	1716	747
	B9W-13260	132 x 60 / 42		3	2	16225	15742	4461	4461	780	1929	774
	B9W-13272	132 x 72 / 48		3	3	17442	16959	5481	5481	348	2637	858
	B9W-14448	144 x 48 / 35		3	2	15088	14605	3849	3849	1038	1503	747
	B9W-14454	144 x 54 / 38		3	2	16018	15535	4155	4155	909	1716	747
	B9W-14460	144 x 60 / 42		3	2	16977	16494	4461	4461	780	1929	774
	B9W-14472	144 x 72 / 48		3	3	18751	18267	5481	5481	348	2637	858
	B9W-16848	168 x 48 / 35		3	2	16534	16051	3849	3849	1038	1503	747
	B9W-16854	168 x 54 / 38		3	2	17660	17158	4155	4155	909	1716	747
	B9W-16860	168 x 60 / 42		3	2	18691	18190	4461	4461	780	1929	774
	B9W-16872	168 x 72 / 48		3	3	21834	21351	5481	5481	348	2637	858
	B9W-18048	180 x 48 / 35		3	2	17195	16693	3849	3849	1038	1503	747
	B9W-18054	180 x 54 / 38		3	2	18323	17821	4155	4155	909	1716	747
	B9W-18060	180 x 60 / 42		3	2	19415	18914	4461	4461	780	1929	774
	B9W-18072	180 x 72 / 48		3	3	23114	22630	5481	5481	348	2637	858
	B9W-19248	192 x 48 / 35		3	2	18267	17766	3849	3849	1038	1503	747
	B9W-19254	192 x 54 / 38		3	2	19458	18956	4155	4155	909	1716	747
	B9W-19260	192 x 60 / 42		3	2	20615	20113	4461	4461	780	1929	774
	B9W-19272	192 x 72 / 48		3	4	24896	24413	5481	5481	348	2637	858
	B9W-21648	216 x 48 / 35		4	2	21001	20481	4860	4860	1496	1812	932
	B9W-21654	216 x 54 / 38		4	2	22458	21938	5540	5540	1212	2288	996
	B9W-21660	216 x 60 / 42		4	2	23803	23283	5948	5948	1040	2572	1032
	B9W-21672	216 x 72 / 48		4	4	29833	29313	7308	7308	464	3516	1144
	B9W-24048	240 x 48 / 35		4	3	24170	23613	4860	4860	1496	1812	932
	B9W-24054	240 x 54 / 38		4	3	25822	24965	5540	5540	1212	2288	996
	B9W-24060	240 x 60 / 42		4	3	27182	26588	5948	5948	1040	2572	1032
	B9W-24072	240 x 72 / 48		4	4	33663	33143	7308	7308	464	3516	1144

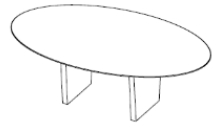


Add Access Door to Base for Wire Management:  
 Colora \$817;  
 High Gloss Paint \$1039;  
 Laminate \$998;  
 Veneer \$1088;  
 S. Steel (Brushed or Polished) \$1001

# Blade Base Standard Wood Veneer



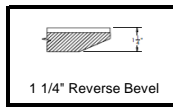
Shape	Item Code	Length	Width h	# of Bases	Top Sections	Qty. 1	Qty. 3	Add Base upgrade: Brushed S. Steel	Add Base upgrade: Polished S. Steel	Add Base upgrade: Laminate	Add Base upgrade: Veneer	Add Base upgrade: High Gloss Paint
Oval	B10W-XXXXX							BSB-XX	BSP-XX	BPL-XX	BWV-XX	BHG-XX
	B10W-7242	72 x 42	2	1		7808	7324	2430	2430	748	906	466
	B10W-7248	72 x 48	2	1		8254	7771	2566	2566	692	1002	498
	B10W-8442	84 x 42	2	1		8448	7965	2430	2430	748	906	466
	B10W-8448	84 x 48	2	1		8935	8452	2566	2566	692	1002	498
	B10W-9642	96 x 42	2	1		9010	8527	2430	2430	748	906	466
	B10W-9648	96 x 48	2	1		9712	9228	2566	2566	692	1002	498
	B10W-9654	96 x 54	2	1		10145	9662	2770	2770	606	1144	498
	B10W-9660	96 x 60	2	1		10791	10307	2974	2974	520	1286	516
	B10W-9672	96 x 72	2	2		12657	12174	3654	3654	232	1758	572
	B10W-10842	108 x 42	2	1		10130	9647	2430	2430	748	906	466
	B10W-10848	108 x 48	2	1		10619	10136	2566	2566	692	1002	498
	B10W-10854	108 x 54	2	1		11330	10847	2770	2770	606	1144	498
	B10W-10860	108 x 60	2	1		12007	11344	2974	2974	520	1286	516
	B10W-10872	108 x 72	2	2		13987	13504	3654	3654	232	1758	572
	B10W-12048	120 x 48	2	2		12656	12173	2566	2566	692	1002	498
	B10W-12054	120 x 54	2	2		13400	12917	2770	2770	606	1144	498
	B10W-12060	120 x 60	2	2		14170	13687	2974	2974	520	1286	516
	B10W-12072	120 x 72	2	2		14927	14444	3654	3654	232	1758	572
	B10W-13248	132 x 48	3	2		14460	13977	3849	3849	1038	1503	747
	B10W-13254	132 x 54	3	2		15360	14876	4155	4155	909	1716	747
	B10W-13260	132 x 60	3	2		16225	15742	4461	4461	780	1929	774
	B10W-13272	132 x 72	3	3		17442	16959	5481	5481	348	2637	858
	B10W-14448	144 x 48	3	2		15088	14605	3849	3849	1038	1503	747
	B10W-14454	144 x 54	3	2		16018	15535	4155	4155	909	1716	747
	B10W-14460	144 x 60	3	2		16977	16494	4461	4461	780	1929	774
	B10W-14472	144 x 72	3	3		18751	18267	5481	5481	348	2637	858
	B10W-16848	168 x 48	3	2		16534	16051	3849	3849	1038	1503	747
	B10W-16854	168 x 54	3	2		17660	17158	4155	4155	909	1716	747
	B10W-16860	168 x 60	3	2		18691	18190	4461	4461	780	1929	774
	B10W-16872	168 x 72	3	3		21834	21351	5481	5481	348	2637	858
	B10W-18048	180 x 48	3	2		17195	16693	3849	3849	1038	1503	747
	B10W-18054	180 x 54	3	2		18323	17821	4155	4155	909	1716	747
B10W-18060	180 x 60	3	2		19415	18914	4461	4461	780	1929	774	
B10W-18072	180 x 72	3	3		23114	22630	5481	5481	348	2637	858	
B10W-19248	192 x 48	3	2		18267	17766	3849	3849	1038	1503	747	
B10W-19254	192 x 54	3	2		19458	18956	4155	4155	909	1716	747	
B10W-19260	192 x 60	3	2		20615	20113	4461	4461	780	1929	774	
B10W-19272	192 x 72	3	4		24896	24413	5481	5481	348	2637	858	
B10W-21648	216 x 48	4	2		21001	20481	4860	4860	1496	1812	932	
B10W-21654	216 x 54	4	2		22458	21938	5540	5540	1212	2288	996	
B10W-21660	216 x 60	4	2		23803	23283	5948	5948	1040	2572	1032	
B10W-21672	216 x 72	4	4		29833	29313	7308	7308	464	3516	1144	
B10W-24048	240 x 48	4	3		24170	23613	4860	4860	1496	1812	932	
B10W-24054	240 x 54	4	3		25822	24965	5540	5540	1212	2288	996	
B10W-24060	240 x 60	4	3		27182	26588	5948	5948	1040	2572	1032	
B10W-24072	240 x 72	4	4		33663	33143	7308	7308	464	3516	1144	

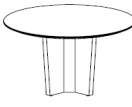

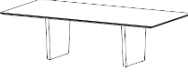


Add Access Door to Base for Wire Management:  
 Colora \$817;  
 High Gloss Paint \$1039;  
 Laminate \$998;  
 Veneer \$1088;  
 S. Steel (Brushed or Polished) \$1001

# Blade Base

Vidro - Back painted glass

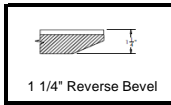


Shape	Item code	Length	Width	# of Bases	Top Sections	Qty. 1	Qty. 3	Add to Qty. 1 for Matte	Add to Qty. 3 for Matte	Add Base upgrade: Brushed S. Steel	Add Base upgrade: Polished S. Steel	Add Base upgrade: Laminate	Add Base upgrade: Veneer	Add Base upgrade: High Gloss Paint	Add crate net
<b>Round</b> 	B1V-XX							1VM-XX		BSB-XX	BSP-XX	BPL-XX	BWV-XX	BHG-XX	CR-XX
	B1V-36	36 0		CR	1	5500	5340	538	371	3715	3715	1586	1893	1125	114
	B1V-42	42 0		CR	1	6447	6164	727	683	3987	3987	1470	2081	1147	134
	B1V-48	48 0		CR	1	7278	6995	917	873	4123	4123	1414	2177	1179	153
	B1V-54	54 0		CR	1	8564	8281	1170	1126	4483	4483	1456	2447	1257	172
	B1V-60	60 0		CR	1	9483	9200	1377	1333	4687	4687	1370	2589	1275	191
	B1V-72	72 0		CR	1	12707	12424	2027	1983	5367	5367	1082	3061	1331	312
<b>Square</b> 	B7V-XXXX							7VM-XXXX		BSB-XX	BSP-XX	BPL-XX	BWV-XX	BHG-XX	CR-XXXX
	B7V-3636	36 x 36		CR	1	5416	5256	525	358	3715	3715	1586	1893	1125	114
	B7V-4242	42 x 42		CR	1	6267	5984	698	654	3987	3987	1470	2081	1147	134
	B7V-4848	48 x 48		CR	1	7094	6810	889	845	4123	4123	1414	2177	1179	153
	B7V-5454	54 x 54		CR	1	8019	7736	1077	1033	4483	4483	1456	2447	1257	172
	B7V-6060	60 x 60		CR	1	8934	8651	1284	1240	4687	4687	1370	2589	1275	191
	B7V-7272	72 x 72		CR	1	12043	11760	1936	1892	5367	5367	1082	3061	1331	312
<b>Rectangle</b> 	B5V-XXXXX							5VM-XXXXX		BSB-XX	BSP-XX	BPL-XX	BWV-XX	BHG-XX	CR-XXXXX
	B5V-7236	72 x 36		2	1	7180	6896	1058	1014	2158	2158	864	718	444	208
	B5V-7242	72 x 42		2	1	7791	7508	1185	1141	2430	2430	748	906	466	220
	B5V-7248	72 x 48		2	1	8350	8067	1324	1280	2566	2566	692	1002	498	230
	B5V-8442	84 x 42		2	1	8392	8109	1334	1290	2430	2430	748	906	466	243
	B5V-8448	84 x 48		2	1	8946	8663	1481	1437	2566	2566	692	1002	498	243
	B5V-9642	96 x 42		2	1	9037	8754	1493	1449	2430	2430	748	906	466	277
	B5V-9648	96 x 48		2	1	9640	9357	1658	1615	2566	2566	692	1002	498	277
	B5V-9654	96 x 54		2	1	10834	10551	1926	1882	2770	2770	606	1144	498	283
	B5V-9660	96 x 60		2	1	11879	11106	2159	2025	2974	2974	520	1286	516	289
	B5V-9672	96 x 72		2	2	15414	14641	2535	2401	3654	3654	232	1758	572	416
	B5V-10842	108 x 42		2	1	10760	10477	1752	1708	2430	2430	748	906	466	312
	B5V-10848	108 x 48		2	1	11543	11260	1961	1917	2566	2566	692	1002	498	312
	B5V-10854	108 x 54		2	1	12733	12450	2238	2194	2770	2770	606	1144	498	316
B5V-10860	108 x 60		2	1	13592	12818	2447	2313	2974	2974	520	1286	516	320	
	B5V-10872	108 x 72		2	2	17167	16394	2865	2731	3654	3654	232	1758	572	440

Add Access Door to Base for Wire Management: Colora \$817; High Gloss Paint \$1039; Laminate \$998; Veneer \$1088; S. Steel (Brushed or Polished) \$1001

# Blade Base

Vidro - Back painted glass



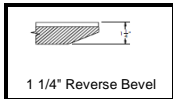
Shape	Item code	Length	Width	# of Bases	Top Sections	Qty. 1	Qty. 3	Add to Qty. 1 for Matte	Add to Qty. 3 for Matte	Add Base upgrade: Brushed S. Steel	Add Base upgrade: Polished S. Steel	Add Base upgrade: Laminate	Add Base upgrade: Veneer	Add Base upgrade: High Gloss Paint	Add crate net
<b>Rectangle cont'd.</b>	B5V-XXXXX							5VM-XXXXX		BSB-XX	BSP-XX	BPL-XX	BWV-XX	BHG-XX	CR-XXXXX
	B5V-12048	120 x 48		2	2	12874	12100	2264	2130	2566	2566	692	1002	498	347
	B5V-12054	120 x 54		2	2	13807	13034	2503	2369	2770	2770	606	1144	498	365
	B5V-12060	120 x 60		2	2	14653	13880	2720	2586	2974	2974	520	1286	516	382
	B5V-12072	120 x 72		2	2	16421	15648	3154	3020	3654	3654	232	1758	572	458
	B5V-13248	132 x 48		3	2	14702	13929	2431	2297	3849	3849	1038	1503	747	382
	B5V-13254	132 x 54		3	2	15747	14974	2690	2556	4155	4155	909	1716	747	401
	B5V-13260	132 x 60		3	2	16766	15993	2937	2803	4461	4461	780	1929	774	420
	B5V-13272	132 x 72		3	3	21120	20347	3487	3353	5481	5481	348	2637	858	504
	B5V-14448	144 x 48		3	2	15237	14464	2587	2453	3849	3849	1038	1503	747	416
	B5V-14454	144 x 54		3	2	16331	15557	2865	2731	4155	4155	909	1716	747	437
	B5V-14460	144 x 60		3	2	17398	16625	3132	2998	4461	4461	780	1929	774	458
	B5V-14472	144 x 72		3	3	22158	21385	3776	3642	5481	5481	348	2637	858	549
	B5V-16848	168 x 48		3	2	16370	15597	3011	2877	3849	3849	1038	1503	747	535
	B5V-16854	168 x 54		3	2	17693	16901	3205	3071	4155	4155	909	1716	747	535
	B5V-16860	168 x 60		3	2	18990	18198	3532	3398	4461	4461	780	1929	774	535
	B5V-16872	168 x 72		3	3	24267	23494	4310	4176	5481	5481	348	2637	858	640
	B5V-18048	180 x 48		3	2	17125	16334	3056	2922	3849	3849	1038	1503	747	458
	B5V-18054	180 x 54		3	2	18864	18073	3482	3348	4155	4155	909	1716	747	516
	B5V-18060	180 x 60		3	3	20211	19420	3828	3694	4461	4461	780	1929	774	573
	B5V-18072	180 x 72		3	3	25342	24569	4599	4465	5481	5481	348	2637	858	686
	B5V-19248	192 x 48		3	2	18334	17542	3336	3202	3849	3849	1038	1503	747	611
	B5V-19254	192 x 54		3	2	20062	19270	3768	3634	4155	4155	909	1716	747	611
	B5V-19260	192 x 60		3	3	21519	20727	4146	4012	4461	4461	780	1929	774	611
	B5V-19272	192 x 72		3	4	27032	26259	4999	4865	5481	5481	348	2637	858	760
	B5V-21648	216 x 48		4	3	22318	21507	3829	3695	4860	4860	1496	1812	932	549
	B5V-21654	216 x 54		4	3	24217	23407	4267	4133	5540	5540	1212	2288	996	618
	B5V-21660	216 x 60		4	3	25843	25033	4684	4550	5948	5948	1040	2572	1032	686
	B5V-21672	216 x 72		4	4	32091	31280	5628	5494	7308	7308	464	3516	1144	823
	B5V-24048	240 x 48		4	3	23757	22910	4163	4029	4860	4860	1496	1812	932	692
	B5V-24054	240 x 54		4	3	25762	24915	4641	4507	5540	5540	1212	2288	996	737
	B5V-24060	240 x 60		4	3	27544	26660	5118	4984	5948	5948	1040	2572	1032	762
	B5V-24072	240 x 72		4	4	34493	33682	6228	6094	7308	7308	464	3516	1144	914



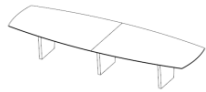
Add Access Door to Base for Wire Management:  
 Colora \$817;  
 High Gloss Paint \$1039;  
 Laminate \$998;  
 Veneer \$1088;  
 S. Steel (Brushed or Polished) \$1001

# Blade Base

Vidro - Back painted glass



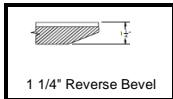
Shape	Item Code	Length	Width	# of Bases	Top Sections	Qty. 1	Qty. 3	Add to Qty. 1 for Matte	Add to Qty. 3 for Matte	Add Base upgrade: Brushed S. Steel	Add Base upgrade: Polished S. Steel	Add Base upgrade: Laminate	Add Base upgrade: Veneer	Add Base upgrade: High Gloss Paint	Add crate net
Aced Boat	B6V-XXXXX							6VM-XXXXX		BSB-XX	BSP-XX	BPL-XX	BWV-XX	BHG-XX	CR-XXXXX
	B6V-7242	72 x 42 / 30	2	1	8510	8227	1302	1258	2430	2430	748	906	466	220	
	B6V-7248	72 x 48 / 35	2	1	9069	8786	1440	1396	2566	2566	692	1002	498	230	
	B6V-8442	84 x 42 / 30	2	1	9168	8885	1450	1406	2430	2430	748	906	466	243	
	B6V-8448	84 x 48 / 35	2	1	9722	9439	1597	1553	2566	2566	692	1002	498	243	
	B6V-9642	96 x 42 / 30	2	1	9867	9584	1611	1567	2430	2430	748	906	466	277	
	B6V-9648	96 x 48 / 35	2	1	10471	10188	1775	1731	2566	2566	692	1002	498	277	
	B6V-9654	96 x 54 / 38	2	1	11664	11381	2042	1998	2770	2770	606	1144	498	283	
	B6V-9660	96 x 60 / 42	2	1	12771	11938	2214	2140	2974	2974	520	1286	516	289	
	B6V-9672	96 x 72 / 48	2	2	14460	13687	2652	2518	3654	3654	232	1758	572	416	
	B6V-10842	108 x 42 / 30	2	1	12226	11943	1985	1941	2430	2430	748	906	466	312	
	B6V-10848	108 x 48 / 35	2	1	13010	12726	2193	2149	2566	2566	692	1002	498	312	
	B6V-10854	108 x 54 / 38	2	1	14199	13916	2469	2425	2770	2770	606	1144	498	316	
	B6V-10860	108 x 60 / 42	2	1	15058	14285	2678	2544	2974	2974	520	1286	516	320	
	B6V-10872	108 x 72 / 48	2	2	16849	16076	3096	2962	3654	3654	232	1758	572	440	
	B6V-12048	120 x 48 / 35	2	2	14397	13624	2494	2360	2566	2566	692	1002	498	347	
	B6V-12054	120 x 54 / 38	2	2	15329	14556	2733	2599	2770	2770	606	1144	498	365	
	B6V-12060	120 x 60 / 42	2	2	16176	15403	2951	2817	2974	2974	520	1286	516	382	
	B6V-12072	120 x 72 / 48	2	2	17944	17170	3385	3251	3654	3654	232	1758	572	458	
	B6V-13248	132 x 48 / 35	3	2	16225	15452	2662	2528	3849	3849	1038	1503	747	382	
	B6V-13254	132 x 54 / 38	3	2	17269	16496	2921	2787	4155	4155	909	1716	747	401	
	B6V-13260	132 x 60 / 42	3	2	18289	17516	3168	3034	4461	4461	780	1929	774	420	
	B6V-13272	132 x 72 / 48	3	3	22641	21868	3720	3586	5481	5481	348	2637	858	504	
	B6V-14448	144 x 48 / 35	3	2	16815	16042	2818	2684	3849	3849	1038	1503	747	416	
	B6V-14454	144 x 54 / 38	3	2	17908	17135	3096	2962	4155	4155	909	1716	747	437	
	B6V-14460	144 x 60 / 42	3	2	18977	18204	3364	3230	4461	4461	780	1929	774	458	
	B6V-14472	144 x 72 / 48	3	3	23735	22962	4008	3874	5481	5481	348	2637	858	549	
	B6V-16848	168 x 48 / 35	3	2	18126	17353	3120	2986	3849	3849	1038	1503	747	535	
	B6V-16854	168 x 54 / 38	3	2	19325	18534	3437	3303	4155	4155	909	1716	747	535	
	B6V-16860	168 x 60 / 42	3	2	20623	19832	3764	3630	4461	4461	780	1929	774	535	
	B6V-16872	168 x 72 / 48	3	3	25901	25127	4541	4407	5481	5481	348	2637	858	640	
	B6V-18048	180 x 48 / 35	3	2	18759	17967	3287	3153	3849	3849	1038	1503	747	458	
	B6V-18054	180 x 54 / 38	3	2	20498	19706	3713	3579	4155	4155	909	1716	747	516	
	B6V-18060	180 x 60 / 42	3	3	21846	21054	4059	3925	4461	4461	780	1929	774	573	
	B6V-18072	180 x 72 / 48	3	3	26976	26203	4830	4696	5481	5481	348	2637	858	686	
	B6V-19248	192 x 48 / 35	3	2	20469	19677	3567	3433	3849	3849	1038	1503	747	611	
B6V-19254	192 x 54 / 38	3	2	22197	21405	3999	3865	4155	4155	909	1716	747	611		
B6V-19260	192 x 60 / 42	3	3	23655	22864	4376	4242	4461	4461	780	1929	774	611		
B6V-19272	192 x 72 / 48	3	4	29166	28393	5331	5197	5481	5481	348	2637	858	760		
B6V-21648	216 x 48 / 35	4	3	24753	23943	4175	4041	4860	4860	1496	1812	932	549		
B6V-21654	216 x 54 / 38	4	3	26653	25843	4613	4479	5540	5540	1212	2288	996	618		
B6V-21660	216 x 60 / 42	4	3	28280	27470	5030	4896	5948	5948	1040	2572	1032	686		
B6V-21672	216 x 72 / 48	4	4	34527	33716	5975	5841	7308	7308	464	3516	1144	823		
B6V-24048	240 x 48 / 35	4	3	25459	24612	4254	4120	4860	4860	1496	1812	932	692		
B6V-24054	240 x 54 / 38	4	3	27447	26600	4607	4473	5540	5540	1212	2288	996	737		
B6V-24060	240 x 60 / 42	4	3	29213	28329	4901	4767	5948	5948	1040	2572	1032	762		
B6V-24072	240 x 72 / 48	4	4	36129	35318	6045	5911	7308	7308	464	3516	1144	914		



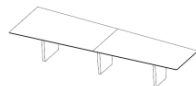
Add Access Door to Base for Wire Management:  
 Colora \$817;  
 High Gloss Paint \$1039;  
 Laminate \$998;  
 Veneer \$1088;  
 S. Steel (Brushed or Polished) \$1001

# Blade Base

Vidro - Back painted glass



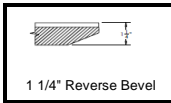
Shape	Item Code	Length	Width	# of Bases	Top Sections	Qty. 1	Qty. 3	Add to Qty. 1 for Matte	Add to Qty. 3 for Matte	Add Base upgrade: Brushed S. Steel	Add Base upgrade: Polished S. Steel	Add Base upgrade: Laminate	Add Base upgrade: Veneer	Add Base upgrade: High Gloss Paint	Add crate net
<b>Wedge</b>	B9V-XXXXX							9VM-XXXXX		BSB-XX	BSP-XX	BPL-XX	BWV-XX	BHG-XX	CR-XXXXX
	B9V-7242	72 x 42 / 30		2	1	8510	8227	1302	1258	2430	2430	748	906	466	220
	B9V-7248	72 x 48 / 35		2	1	9069	8786	1440	1396	2566	2566	692	1002	498	230
	B9V-8442	84 x 42 / 30		2	1	9168	8885	1450	1406	2430	2430	748	906	466	243
	B9V-8448	84 x 48 / 35		2	1	9722	9439	1597	1553	2566	2566	692	1002	498	243
	B9V-9642	96 x 42 / 30		2	1	9867	9584	1611	1567	2430	2430	748	906	466	277
	B9V-9648	96 x 48 / 35		2	1	10471	10188	1775	1731	2566	2566	692	1002	498	277
	B9V-9654	96 x 54 / 38		2	1	11664	11381	2042	1998	2770	2770	606	1144	498	283
	B9V-9660	96 x 60 / 42		2	1	12771	11938	2214	2140	2974	2974	520	1286	516	289
	B9V-9672	96 x 72 / 48		2	2	14460	13687	2652	2518	3654	3654	232	1758	572	416
	B9V-10842	108 x 42 / 30		2	1	12226	11943	1985	1941	2430	2430	748	906	466	312
	B9V-10848	108 x 48 / 35		2	1	13010	12726	2193	2149	2566	2566	692	1002	498	312
	B9V-10854	108 x 54 / 38		2	1	14199	13916	2469	2425	2770	2770	606	1144	498	316
	B9V-10860	108 x 60 / 42		2	1	15058	14285	2678	2544	2974	2974	520	1286	516	320
	B9V-10872	108 x 72 / 48		2	2	16849	16076	3096	2962	3654	3654	232	1758	572	440
	B9V-12048	120 x 48 / 35		2	2	14397	13624	2494	2360	2566	2566	692	1002	498	347
	B9V-12054	120 x 54 / 38		2	2	15329	14556	2733	2599	2770	2770	606	1144	498	365
	B9V-12060	120 x 60 / 42		2	2	16176	15403	2951	2817	2974	2974	520	1286	516	382
	B9V-12072	120 x 72 / 48		2	2	17944	17170	3385	3251	3654	3654	232	1758	572	458
	B9V-13248	132 x 48 / 35		3	2	16225	15452	2662	2528	3849	3849	1038	1503	747	382
	B9V-13254	132 x 54 / 38		3	2	17269	16496	2921	2787	4155	4155	909	1716	747	401
	B9V-13260	132 x 60 / 42		3	2	18289	17516	3168	3034	4461	4461	780	1929	774	420
	B9V-13272	132 x 72 / 48		3	3	22641	21868	3720	3586	5481	5481	348	2637	858	504
	B9V-14448	144 x 48 / 35		3	2	16815	16042	2818	2684	3849	3849	1038	1503	747	416
	B9V-14454	144 x 54 / 38		3	2	17908	17135	3096	2962	4155	4155	909	1716	747	437
	B9V-14460	144 x 60 / 42		3	2	18977	18204	3364	3230	4461	4461	780	1929	774	458
	B9V-14472	144 x 72 / 48		3	3	23735	22962	4008	3874	5481	5481	348	2637	858	549
	B9V-16848	168 x 48 / 35		3	2	18126	17353	3120	2986	3849	3849	1038	1503	747	535
	B9V-16854	168 x 54 / 38		3	2	19325	18534	3437	3303	4155	4155	909	1716	747	535
	B9V-16860	168 x 60 / 42		3	2	20623	19832	3764	3630	4461	4461	780	1929	774	535
	B9V-16872	168 x 72 / 48		3	3	25901	25127	4541	4407	5481	5481	348	2637	858	640
	B9V-18048	180 x 48 / 35		3	2	18759	17967	3287	3153	3849	3849	1038	1503	747	458
	B9V-18054	180 x 54 / 38		3	2	20498	19706	3713	3579	4155	4155	909	1716	747	516
	B9V-18060	180 x 60 / 42		3	3	21846	21054	4059	3925	4461	4461	780	1929	774	573
	B9V-18072	180 x 72 / 48		3	3	26976	26203	4830	4696	5481	5481	348	2637	858	686
	B9V-19248	192 x 48 / 35		3	2	20469	19677	3567	3433	3849	3849	1038	1503	747	611
	B9V-19254	192 x 54 / 38		3	2	22197	21405	3999	3865	4155	4155	909	1716	747	611
	B9V-19260	192 x 60 / 42		3	3	23655	22864	4376	4242	4461	4461	780	1929	774	611
	B9V-19272	192 x 72 / 48		3	4	29166	28393	5331	5197	5481	5481	348	2637	858	760
	B9V-21648	216 x 48 / 35		4	3	24753	23943	4175	4041	4860	4860	1496	1812	932	549
	B9V-21654	216 x 54 / 38		4	3	26653	25843	4613	4479	5540	5540	1212	2288	996	618
	B9V-21660	216 x 60 / 42		4	3	28280	27470	5030	4896	5948	5948	1040	2572	1032	686
	B9V-21672	216 x 72 / 48		4	4	34527	33716	5975	5841	7308	7308	464	3516	1144	823
	B9V-24048	240 x 48 / 35		4	3	25459	24612	4254	4120	4860	4860	1496	1812	932	692
	B9V-24054	240 x 54 / 38		4	3	27447	26600	6407	6273	5540	5540	1212	2288	996	737
	B9V-24060	240 x 60 / 42		4	3	29213	28329	6901	6767	5948	5948	1040	2572	1032	762
	B9V-24072	240 x 72 / 48		4	4	36129	35318	8045	7911	7308	7308	464	3516	1144	914



Add Access Door to Base for Wire Management:  
 Colora \$817;  
 High Gloss Paint \$1039;  
 Laminate \$998;  
 Veneer \$1088;  
 S. Steel (Brushed or Polished) \$1001

# Blade Base

Vidro - Back painted glass

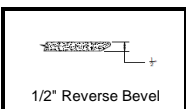





Shape	Item Code	Length	Width h	# of Bases	Top Sections	Qty. 1	Qty. 3	Add to Qty. 1 for Matte	Add to Qty. 3 for Matte	Add Base upgrade: Brushed S. Steel	Add Base upgrade: Polished S. Steel	Add Base upgrade: Laminate	Add Base upgrade: Veneer	Add Base upgrade: High Gloss Paint	Add crate net
Oval	B10V-XXXXX							10VM-XXXXX		BSB-XX	BSP-XX	BPL-XX	BWV-XX	BHG-XX	CR-XXXXX
	B10V-7242	72 x 42	2	1		8510	8227	1302	1258	2430	2430	748	906	466	220
	B10V-7248	72 x 48	2	1		9069	8786	1440	1396	2566	2566	692	1002	498	230
	B10V-8442	84 x 42	2	1		9168	8885	1450	1406	2430	2430	748	906	466	243
	B10V-8448	84 x 48	2	1		9722	9439	1597	1553	2566	2566	692	1002	498	243
	B10V-9642	96 x 42	2	1		9867	9584	1611	1567	2430	2430	748	906	466	277
	B10V-9648	96 x 48	2	1		10471	10188	1775	1731	2566	2566	692	1002	498	277
	B10V-9654	96 x 54	2	1		11664	11381	2042	1998	2770	2770	606	1144	498	283
	B10V-9660	96 x 60	2	1		12771	11938	2214	2140	2974	2974	520	1286	516	289
	B10V-9672	96 x 72	2	2		14460	13687	2652	2518	3654	3654	232	1758	572	416
	B10V-10842	108 x 42	2	1		12226	11943	1985	1941	2430	2430	748	906	466	312
	B10V-10848	108 x 48	2	1		13010	12726	2193	2149	2566	2566	692	1002	498	312
	B10V-10854	108 x 54	2	1		14199	13916	2469	2425	2770	2770	606	1144	498	316
	B10V-10860	108 x 60	2	1		15058	14285	2678	2544	2974	2974	520	1286	516	320
	B10V-10872	108 x 72	2	2		16849	16076	3096	2962	3654	3654	232	1758	572	440
	B10V-12048	120 x 48	2	2		14397	13624	2494	2360	2566	2566	692	1002	498	347
	B10V-12054	120 x 54	2	2		15329	14556	2733	2599	2770	2770	606	1144	498	365
	B10V-12060	120 x 60	2	2		16176	15403	2951	2817	2974	2974	520	1286	516	382
	B10V-12072	120 x 72	2	2		17944	17170	3385	3251	3654	3654	232	1758	572	458
	B10V-13248	132 x 48	3	2		16225	15452	2662	2528	3849	3849	1038	1503	747	382
	B10V-13254	132 x 54	3	2		17269	16496	2921	2787	4155	4155	909	1716	747	401
	B10V-13260	132 x 60	3	2		18289	17516	3168	3034	4461	4461	780	1929	774	420
	B10V-13272	132 x 72	3	3		22641	21868	3720	3586	5481	5481	348	2637	858	504
	B10V-14448	144 x 48	3	2		16815	16042	2818	2684	3849	3849	1038	1503	747	416
	B10V-14454	144 x 54	3	2		17908	17135	3096	2962	4155	4155	909	1716	747	437
	B10V-14460	144 x 60	3	2		18977	18204	3364	3230	4461	4461	780	1929	774	458
	B10V-14472	144 x 72	3	3		23735	22962	4008	3874	5481	5481	348	2637	858	549
	B10V-16848	168 x 48	3	2		18126	17353	3120	2986	3849	3849	1038	1503	747	535
	B10V-16854	168 x 54	3	2		19325	18534	3437	3303	4155	4155	909	1716	747	535
	B10V-16860	168 x 60	3	2		20623	19832	3764	3630	4461	4461	780	1929	774	535
	B10V-16872	168 x 72	3	3		25901	25127	4541	4407	5481	5481	348	2637	858	640
	B10V-18048	180 x 48	3	2		18759	17967	3287	3153	3849	3849	1038	1503	747	458
	B10V-18054	180 x 54	3	2		20498	19706	3713	3579	4155	4155	909	1716	747	516
	B10V-18060	180 x 60	3	3		21846	21054	4059	3925	4461	4461	780	1929	774	573
	B10V-18072	180 x 72	3	3		26976	26203	4830	4696	5481	5481	348	2637	858	686
	B10V-19248	192 x 48	3	2		20469	19677	3567	3433	3849	3849	1038	1503	747	611
	B10V-19254	192 x 54	3	2		22197	21405	3999	3865	4155	4155	909	1716	747	611
	B10V-19260	192 x 60	3	3		23655	22864	4376	4242	4461	4461	780	1929	774	611
	B10V-19272	192 x 72	3	4		29166	28393	5331	5197	5481	5481	348	2637	858	760
	B10V-21648	216 x 48	4	3		24679	23943	4249	4041	4860	4860	1496	1812	932	549
B10V-21654	216 x 54	4	3		26653	25843	4613	4479	5540	5540	1212	2288	996	618	
B10V-21660	216 x 60	4	3		28280	27470	5030	4896	5948	5948	1040	2572	1032	686	
B10V-21672	216 x 72	4	4		34527	33716	5975	5841	7308	7308	464	3516	1144	823	
B10V-24048	240 x 48	4	3		25459	24612	4254	4120	4860	4860	1496	1812	932	692	
B10V-24054	240 x 54	4	3		27447	26600	6407	6273	5540	5540	1212	2288	996	737	
B10V-24060	240 x 60	4	3		29213	28329	6901	6767	5948	5948	1040	2572	1032	762	
B10V-24072	240 x 72	4	4		36129	35318	8045	7911	7308	7308	464	3516	1144	914	



Add Access Door to Base for Wire Management:  
 Colora \$817;  
 High Gloss Paint \$1039;  
 Laminate \$998;  
 Veneer \$1088;  
 S. Steel (Brushed or Polished) \$1001

# Blade Base Corian - Glacier White

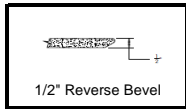


Shape	Item Code	Length	Width	# of Bases	Top Sections	Qty. 1	Qty. 3	Add for 1" thick top	Add Base upgrade: Brushed S. Steel	Add Base upgrade: Polished S. Steel	Add Base upgrade: Laminate	Add Base upgrade: Veneer	Add Base upgrade: High Gloss Paint	Add crate net
<b>Round</b> 	B1C-XX							1CR-XX	BSB-XX	BSP-XX	BPL-XX	BWV-XX	BHG-XX	CR-XX
	B1C-36	36 °	CR	1	5606	5274	792	3715	3715	1586	1893	1125	114	
	B1C-42	42 °	CR	1	6227	5869	924	3987	3987	1470	2081	1147	134	
	B1C-48	48 °	CR	1	6806	6421	1056	4123	4123	1414	2177	1179	153	
	B1C-54	54 °	CR	1	7722	7284	1188	4483	4483	1456	2447	1257	172	
	B1C-60	60 °	CR	1	8478	8013	1319	4687	4687	1370	2589	1275	191	
	B1C-72	72 °	CR	2	12218	11325	1583	5367	5367	1082	3061	1331	312	
<b>Square</b> 	B7C-XXXX							7CR-XX	BSB-XX	BSP-XX	BPL-XX	BWV-XX	BHG-XX	CR-XXXX
	B7C-3636	36 x 36	CR	1	5594	5262	627	3715	3715	1586	1893	1125	114	
	B7C-4242	42 x 42	CR	1	6208	5850	732	3987	3987	1470	2081	1147	134	
	B7C-4848	48 x 48	CR	1	6780	6394	837	4123	4123	1414	2177	1179	153	
	B7C-5454	54 x 54	CR	1	7689	7251	941	4483	4483	1456	2447	1257	172	
	B7C-6060	60 x 60	CR	1	8437	7972	1046	4687	4687	1370	2589	1275	191	
	B7C-7272	72 x 72	CR	2	12054	11161	1255	5367	5367	1082	3061	1331	312	
<b>Rectangle</b> 	B5C-XXXXX							5CR-XX	BSB-XX	BSP-XX	BPL-XX	BWV-XX	BHG-XX	CR-XXXXX
	B5C-7236	72 x 36	2	1	7510	7043	941	2158	2158	864	718	444	208	
	B5C-7242	72 x 42	2	1	8082	7590	994	2430	2430	748	906	466	220	
	B5C-7248	72 x 48	2	1	8542	8023	1046	2566	2566	692	1002	498	230	
	B5C-8442	84 x 42	2	1	8621	8103	1098	2430	2430	748	906	466	243	
	B5C-8448	84 x 48	2	1	9254	8682	1150	2566	2566	692	1002	498	243	
	B5C-9642	96 x 42	2	1	9542	8917	1203	2430	2430	748	906	466	277	
	B5C-9648	96 x 48	2	1	10208	9529	1255	2566	2566	692	1002	498	277	
	B5C-9654	96 x 54	2	1	10912	10180	1307	2770	2770	606	1144	498	283	
	B5C-9660	96 x 60	2	1	11519	10759	1360	2974	2974	520	1286	516	289	
	B5C-9672	96 x 72	2	2	13952	12925	1464	3654	3654	232	1758	572	416	
	B5C-10842	108 x 42	2	1	10592	9940	1307	2430	2430	748	906	466	312	
	B5C-10848	108 x 48	2	1	11291	10585	1360	2566	2566	692	1002	498	312	
	B5C-10854	108 x 54	2	1	12027	11268	1412	2770	2770	606	1144	498	316	
	B5C-10860	108 x 60	2	1	12801	11987	1464	2974	2974	520	1286	516	320	
B5C-10872	108 x 72	2	2	15090	14036	1569	3654	3654	232	1758	572	440		

Add Access Door to Base for Wire Management: Colora \$817; High Gloss Paint \$1039; Laminate \$998; Veneer \$1088; S. Steel (Brushed or Polished) \$1001



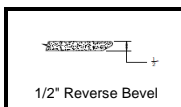
# Blade Base Corian - Glacier White



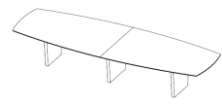
Shape & Item Code	Shape & Item Code	Length	Width	# of Bases	Top Sections	Qty. 1	Qty. 3	Add for 1" thick top	Add Base upgrade: Brushed S. Steel	Add Base upgrade: Polished S. Steel	Add Base upgrade: Laminate	Add Base upgrade: Veneer	Add Base upgrade: High Gloss Paint	Add crate net
<b>Rectangle cont'd.</b>	B5C-XXXXX							5CR-XXXX	BSB-XX	BSP-XX	BPL-XX	BWV-XX	BHG-XX	CR-XXXXX
	B5C-12048	120 x 48		2	2	12074	11287	1464	2566	2566	692	1002	498	347
	B5C-12054	120 x 54		2	2	12843	12003	1516	2770	2770	606	1144	498	365
	B5C-12060	120 x 60		2	2	13649	12755	1569	2974	2974	520	1286	516	382
	B5C-12072	120 x 72		2	2	15869	14762	1673	3654	3654	232	1758	572	458
	B5C-13248	132 x 48		3	2	14090	13224	1569	3849	3849	1038	1503	747	382
	B5C-13254	132 x 54		3	2	14954	14034	1621	4155	4155	909	1716	747	401
	B5C-13260	132 x 60		3	2	15721	14774	1673	4461	4461	780	1929	774	420
	B5C-13272	132 x 72		3	3	19350	17975	1778	5481	5481	348	2637	858	504
	B5C-14448	144 x 48		3	2	14874	13927	1673	3849	3849	1038	1503	747	416
	B5C-14454	144 x 54		3	2	15770	14769	1726	4155	4155	909	1716	747	437
	B5C-14460	144 x 60		3	2	16702	15649	1778	4461	4461	780	1929	774	458
	B5C-14472	144 x 72		3	3	21735	19985	1882	5481	5481	348	2637	858	549
	B5C-16848	168 x 48		3	2	16958	15797	1882	3849	3849	1038	1503	747	535
	B5C-16854	168 x 54		3	2	18059	16799	1935	4155	4155	909	1716	747	535
	B5C-16860	168 x 60		3	2	19198	17858	1987	4461	4461	780	1929	774	535
	B5C-16872	168 x 72		3	3	24108	22144	2092	5481	5481	348	2637	858	640
	B5C-18048	180 x 48		3	2	17911	16625	1987	3849	3849	1038	1503	747	458
	B5C-18054	180 x 54		3	2	19046	17680	2039	4155	4155	909	1716	747	516
	B5C-18060	180 x 60		3	2	20218	18771	2092	4461	4461	780	1929	774	573
	B5C-18072	180 x 72		3	3	25192	23121	2196	5481	5481	348	2637	858	686
	B5C-19248	192 x 48		3	2	18829	17435	2092	3849	3849	1038	1503	747	611
	B5C-19254	192 x 54		3	2	19862	18414	2144	4155	4155	909	1716	747	611
	B5C-19260	192 x 60		3	2	21066	19538	2196	4461	4461	780	1929	774	611
	B5C-19272	192 x 72		3	4	26277	24099	2301	5481	5481	348	2637	858	760
	B5C-21648	216 x 48		4	3	22459	20859	2301	4860	4860	1496	1812	932	549
	B5C-21654	216 x 54		4	3	24206	22473	2353	5540	5540	1212	2288	996	618
	B5C-21660	216 x 60		4	3	25537	23724	2405	5948	5948	1040	2572	1032	686
	B5C-21672	216 x 72		4	4	30534	28211	2510	7308	7308	464	3516	1144	823
	B5C-24048	240 x 48		4	3	23739	22049	2510	4860	4860	1496	1812	932	692
	B5C-24054	240 x 54		4	3	25558	23735	2562	5540	5540	1212	2288	996	737
	B5C-24060	240 x 60		4	3	27021	25054	2615	5948	5948	1040	2572	1032	762
	B5C-24072	240 x 72		4	4	32831	30414	2719	7308	7308	464	3516	1144	914

Add Access Door to Base for Wire Management:  
 Colora \$817;  
 High Gloss Paint \$1039;  
 Laminate \$998;  
 Veneer \$1088;  
 S. Steel (Brushed or Polished) \$1001

# Blade Base Corian - Glacier White

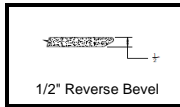


Shape(s)	Item Codes	Length	Width	# of Bases	Top Sections	Qty. 1	Qty. 3	Add for 1" thick top	Add Base upgrade: Brushed S. Steel	Add Base upgrade: Polished S. Steel	Add Base upgrade: Laminate	Add Base upgrade: Veneer	Add Base upgrade: High Gloss Paint	Add crate net
<b>Arced Boat</b>	B6C-XXXXX							6CR-XXXX	BSB-XX	BSP-XX	BPL-XX	BWV-XX	BHG-XX	CR-XXXX
	B6C-7242	72 x 42 / 30	2	1	8434	7889	1596	2430	2430	748	906	466	220	
	B6C-7248	72 x 48 / 35	2	1	8894	8322	1680	2566	2566	692	1002	498	230	
	B6C-8442	84 x 42 / 30	2	1	9029	8457	1764	2430	2430	748	906	466	243	
	B6C-8448	84 x 48 / 35	2	1	9662	9037	1848	2566	2566	692	1002	498	243	
	B6C-9642	96 x 42 / 30	2	1	10007	9328	1932	2430	2430	748	906	466	277	
	B6C-9648	96 x 48 / 35	2	1	10672	9939	2016	2566	2566	692	1002	498	277	
	B6C-9654	96 x 54 / 38	2	1	11376	10590	2100	2770	2770	606	1144	498	283	
	B6C-9660	96 x 60 / 42	2	1	11983	11170	2184	2974	2974	520	1286	516	289	
	B6C-9672	96 x 72 / 48	2	2	14415	13335	2352	3654	3654	232	1758	572	416	
	B6C-10842	108 x 42 / 30	2	1	11057	10351	2100	2430	2430	748	906	466	312	
	B6C-10848	108 x 48 / 35	2	1	11755	10995	2184	2566	2566	692	1002	498	312	
	B6C-10854	108 x 54 / 38	2	1	12758	11892	2268	2770	2770	606	1144	498	316	
	B6C-10860	108 x 60 / 42	2	1	13532	12612	2352	2974	2974	520	1286	516	320	
	B6C-10872	108 x 72 / 48	2	2	15821	14660	2520	3654	3654	232	1758	572	440	
	B6C-12048	120 x 48 / 35	2	2	12862	11968	2352	2566	2566	692	1002	498	347	
	B6C-12054	120 x 54 / 38	2	2	13630	12683	2436	2770	2770	606	1144	498	365	
	B6C-12060	120 x 60 / 42	2	2	14436	13435	2520	2974	2974	520	1286	516	382	
	B6C-12072	120 x 72 / 48	2	2	16658	15442	2688	3654	3654	232	1758	572	458	
	B6C-13248	132 x 48 / 35	3	2	14878	13904	2520	3849	3849	1038	1503	747	382	
	B6C-13254	132 x 54 / 38	3	2	15741	14714	2604	4155	4155	909	1716	747	401	
	B6C-13260	132 x 60 / 42	3	2	16508	15454	2688	4461	4461	780	1929	774	420	
	B6C-13272	132 x 72 / 48	3	3	20137	20998	2856	5481	5481	348	2637	858	504	
	B6C-14448	144 x 48 / 35	3	2	15717	14663	2688	3849	3849	1038	1503	747	416	
	B6C-14454	144 x 54 / 38	3	2	16612	15505	2772	4155	4155	909	1716	747	437	
	B6C-14460	144 x 60 / 42	3	2	17546	16385	2856	4461	4461	780	1929	774	458	
	B6C-14472	144 x 72 / 48	3	3	22578	20722	3024	5481	5481	348	2637	858	549	
	B6C-16848	168 x 48 / 35	3	2	17856	16588	3024	3849	3849	1038	1503	747	535	
	B6C-16854	168 x 54 / 38	3	2	18958	17591	3108	4155	4155	909	1716	747	535	
	B6C-16860	168 x 60 / 42	3	2	20097	18650	3192	4461	4461	780	1929	774	535	
	B6C-16872	168 x 72 / 48	3	3	25007	22935	3360	5481	5481	348	2637	858	640	
	B6C-18048	180 x 48 / 35	3	2	18944	17523	3192	3849	3849	1038	1503	747	458	
	B6C-18054	180 x 54 / 38	3	2	20079	18578	3276	4155	4155	909	1716	747	516	
	B6C-18060	180 x 60 / 42	3	2	21251	19669	3360	4461	4461	780	1929	774	573	
	B6C-18072	180 x 72 / 48	3	3	26225	24020	3528	5481	5481	348	2637	858	686	
	B6C-19248	192 x 48 / 35	3	2	20497	18942	3360	3849	3849	1038	1503	747	611	
	B6C-19254	192 x 54 / 38	3	2	21530	19922	3444	4155	4155	909	1716	747	611	
	B6C-19260	192 x 60 / 42	3	2	22734	21046	3528	4461	4461	780	1929	774	611	
	B6C-19272	192 x 72 / 48	3	4	27944	25606	3696	5481	5481	348	2637	858	760	
	B6C-21648	216 x 48 / 35	4	3	23792	22032	3696	4860	4860	1496	1812	932	549	
	B6C-21654	216 x 54 / 38	4	3	25540	23646	3780	5540	5540	1212	2288	996	618	
	B6C-21660	216 x 60 / 42	4	3	26871	24897	3864	5948	5948	1040	2572	1032	686	
	B6C-21672	216 x 72 / 48	4	4	31868	29384	4032	7308	7308	464	3516	1144	823	
	B6C-24048	240 x 48 / 35	4	3	25742	23891	4032	4860	4860	1496	1812	932	692	
	B6C-24054	240 x 54 / 38	4	3	27561	25667	4116	5540	5540	1212	2288	996	737	
	B6C-24060	240 x 60 / 42	4	3	29024	26896	4200	5948	5948	1040	2572	1032	762	
	B6C-24072	240 x 72 / 48	4	4	35101	32350	4368	7308	7308	464	3516	1144	914	



Add Access Door to Base for Wire Management:  
 Cora \$817;  
 High Gloss Paint \$1039;  
 Laminate \$998;  
 Veneer \$1088;  
 S. Steel (Brushed or Polished) \$1001

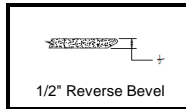
# Blade Base Corian - Glacier White



Shape(s)	Item Codes	Length	Width	# of Bases	Top Sections	Qty. 1	Qty. 3	Add for 1" thick top	Add Base upgrade: Brushed S. Steel	Add Base upgrade: Polished S. Steel	Add Base upgrade: Laminate	Add Base upgrade: Veneer	Add Base upgrade: High Gloss Paint	Add crate net
<b>Arced Wedge</b>	B9C-XXXXX							9CR-XXXX	BSB-XX	BSP-XX	BPL-XX	BWV-XX	BHG-XX	CR-XXXXX
	B9C-7242	72 x 42 / 30	2	1		8434	7889	1596	2430	2430	748	906	466	220
	B9C-7248	72 x 48 / 35	2	1		8894	8322	1680	2566	2566	692	1002	498	230
	B9C-8442	84 x 42 / 30	2	1		9029	8457	1764	2430	2430	748	906	466	243
	B9C-8448	84 x 48 / 35	2	1		9662	9037	1848	2566	2566	692	1002	498	243
	B9C-9642	96 x 42 / 30	2	1		10007	9328	1932	2430	2430	748	906	466	277
	B9C-9648	96 x 48 / 35	2	1		10672	9939	2016	2566	2566	692	1002	498	277
	B9C-9654	96 x 54 / 38	2	1		11376	10590	2100	2770	2770	606	1144	498	283
	B9C-9660	96 x 60 / 42	2	1		11983	11170	2184	2974	2974	520	1286	516	289
	B9C-9672	96 x 72 / 48	2	2		14415	13335	2352	3654	3654	232	1758	572	416
	B9C-10842	108 x 42 / 30	2	1		11057	10351	2100	2430	2430	748	906	466	312
	B9C-10848	108 x 48 / 35	2	1		11755	10995	2184	2566	2566	692	1002	498	312
	B9C-10854	108 x 54 / 38	2	1		12758	11892	2268	2770	2770	606	1144	498	316
	B9C-10860	108 x 60 / 42	2	1		13532	12612	2352	2974	2974	520	1286	516	320
	B9C-10872	108 x 72 / 48	2	2		15821	14660	2520	3654	3654	232	1758	572	440
	B9C-12048	120 x 48 / 35	2	2		12862	11968	2352	2566	2566	692	1002	498	347
	B9C-12054	120 x 54 / 38	2	2		13630	12683	2436	2770	2770	606	1144	498	365
	B9C-12060	120 x 60 / 42	2	2		14436	13435	2520	2974	2974	520	1286	516	382
	B9C-12072	120 x 72 / 48	2	2		16658	15442	2688	3654	3654	232	1758	572	458
	B9C-13248	132 x 48 / 35	3	2		14878	13904	2520	3849	3849	1038	1503	747	382
	B9C-13254	132 x 54 / 38	3	2		15741	14714	2604	4155	4155	909	1716	747	401
	B9C-13260	132 x 60 / 42	3	2		16508	15454	2688	4461	4461	780	1929	774	420
	B9C-13272	132 x 72 / 48	3	3		20137	20998	2856	5481	5481	348	2637	858	504
	B9C-14448	144 x 48 / 35	3	2		15717	14663	2688	3849	3849	1038	1503	747	416
	B9C-14454	144 x 54 / 38	3	2		16612	15505	2772	4155	4155	909	1716	747	437
	B9C-14460	144 x 60 / 42	3	2		17546	16385	2856	4461	4461	780	1929	774	458
	B9C-14472	144 x 72 / 48	3	3		22578	20722	3024	5481	5481	348	2637	858	549
	B9C-16848	168 x 48 / 35	3	2		17856	16588	3024	3849	3849	1038	1503	747	535
	B9C-16854	168 x 54 / 38	3	2		18958	17591	3108	4155	4155	909	1716	747	535
	B9C-16860	168 x 60 / 42	3	2		20097	18650	3192	4461	4461	780	1929	774	535
	B9C-16872	168 x 72 / 48	3	3		25007	22935	3360	5481	5481	348	2637	858	640
	B9C-18048	180 x 48 / 35	3	2		18944	17523	3192	3849	3849	1038	1503	747	458
	B9C-18054	180 x 54 / 38	3	2		20079	18578	3276	4155	4155	909	1716	747	516
	B9C-18060	180 x 60 / 42	3	2		21251	19669	3360	4461	4461	780	1929	774	573
	B9C-18072	180 x 72 / 48	3	3		26225	24020	3528	5481	5481	348	2637	858	686
	B9C-19248	192 x 48 / 35	3	2		20497	18942	3360	3849	3849	1038	1503	747	611
	B9C-19254	192 x 54 / 38	3	2		21530	19922	3444	4155	4155	909	1716	747	611
	B9C-19260	192 x 60 / 42	3	2		22734	21046	3528	4461	4461	780	1929	774	611
	B9C-19272	192 x 72 / 48	3	4		27944	25606	3696	5481	5481	348	2637	858	760
	B9C-21648	216 x 48 / 35	4	3		23792	22032	3696	4860	4860	1496	1812	932	549
	B9C-21654	216 x 54 / 38	4	3		25540	23646	3780	5540	5540	1212	2288	996	618
	B9C-21660	216 x 60 / 42	4	3		26871	24897	3864	5948	5948	1040	2572	1032	686
	B9C-21672	216 x 72 / 48	4	4		31868	29384	4032	7308	7308	464	3516	1144	823
	B9C-24048	240 x 48 / 35	4	3		25742	23891	4032	4860	4860	1496	1812	932	692
	B9C-24054	240 x 54 / 38	4	3		27561	25667	4116	5540	5540	1212	2288	996	737
	B9C-24060	240 x 60 / 42	4	3		29024	26896	4200	5948	5948	1040	2572	1032	762
	B9C-24072	240 x 72 / 48	4	4		35101	32350	4368	7308	7308	464	3516	1144	914

Add Access Door to Base for Wire Management:  
 Cora \$817;  
 High Gloss Paint \$1039;  
 Laminate \$998;  
 Veneer \$1088;  
 S. Steel (Brushed or Polished) \$1001

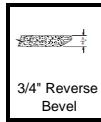
# Blade Base Corian - Glacier White



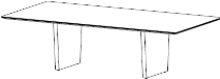


Shape(s)	Item Codes	Length	Width h	# of Bases	Top Sections	Qty. 1	Qty. 3	Add for 1" thick top	Add Base upgrade: Brushed S. Steel	Add Base upgrade: Polished S. Steel	Add Base upgrade: Laminate	Add Base upgrade: Veneer	Add Base upgrade: High Gloss Paint	Add crate net
<b>Oval</b>	B10C-XXXXX							10CR-XXXX	BSB-XX	BSP-XX	BPL-XX	BWV-XX	BHG-XX	CR-XXXXX
	B10C-7242	72 x 42	2	1	1	8434	7889	1596	2430	2430	748	906	466	220
	B10C-7248	72 x 48	2	1	1	8894	8322	1680	2566	2566	692	1002	498	230
	B10C-8442	84 x 42	2	1	1	9029	8457	1764	2430	2430	748	906	466	243
	B10C-8448	84 x 48	2	1	1	9662	9037	1848	2566	2566	692	1002	498	243
	B10C-9642	96 x 42	2	1	1	10007	9328	1932	2430	2430	748	906	466	277
	B10C-9648	96 x 48	2	1	1	10672	9939	2016	2566	2566	692	1002	498	277
	B10C-9654	96 x 54	2	1	1	11376	10590	2100	2770	2770	606	1144	498	283
	B10C-9660	96 x 60	2	1	1	11983	11170	2184	2974	2974	520	1286	516	289
	B10C-9672	96 x 72	2	2	2	14415	13335	2352	3654	3654	232	1758	572	416
	B10C-10842	108 x 42	2	1	1	11057	10351	2100	2430	2430	748	906	466	312
	B10C-10848	108 x 48	2	1	1	11755	10995	2184	2566	2566	692	1002	498	312
	B10C-10854	108 x 54	2	1	1	12758	11892	2268	2770	2770	606	1144	498	316
	B10C-10860	108 x 60	2	1	1	13532	12612	2352	2974	2974	520	1286	516	320
	B10C-10872	108 x 72	2	2	2	15821	14660	2520	3654	3654	232	1758	572	440
	B10C-12048	120 x 48	2	2	2	12862	11968	2352	2566	2566	692	1002	498	347
	B10C-12054	120 x 54	2	2	2	13630	12683	2436	2770	2770	606	1144	498	365
	B10C-12060	120 x 60	2	2	2	14436	13435	2520	2974	2974	520	1286	516	382
	B10C-12072	120 x 72	2	2	2	16658	15442	2688	3654	3654	232	1758	572	458
	B10C-13248	132 x 48	3	2	2	14878	13904	2520	3849	3849	1038	1503	747	382
	B10C-13254	132 x 54	3	2	2	15741	14714	2604	4155	4155	909	1716	747	401
	B10C-13260	132 x 60	3	2	2	16508	15454	2688	4461	4461	780	1929	774	420
	B10C-13272	132 x 72	3	3	3	20137	20998	2856	5481	5481	348	2637	858	504
	B10C-14448	144 x 48	3	2	2	15717	14663	2688	3849	3849	1038	1503	747	416
	B10C-14454	144 x 54	3	2	2	16612	15505	2772	4155	4155	909	1716	747	437
	B10C-14460	144 x 60	3	2	2	17546	16385	2856	4461	4461	780	1929	774	458
	B10C-14472	144 x 72	3	3	3	22578	20722	3024	5481	5481	348	2637	858	549
	B10C-16848	168 x 48	3	2	2	17856	16588	3024	3849	3849	1038	1503	747	535
	B10C-16854	168 x 54	3	2	2	18958	17591	3108	4155	4155	909	1716	747	535
	B10C-16860	168 x 60	3	2	2	20097	18650	3192	4461	4461	780	1929	774	535
	B10C-16872	168 x 72	3	3	3	25007	22935	3360	5481	5481	348	2637	858	640
	B10C-18048	180 x 48	3	2	2	18944	17523	3192	3849	3849	1038	1503	747	458
	B10C-18054	180 x 54	3	2	2	20079	18578	3276	4155	4155	909	1716	747	516
	B10C-18060	180 x 60	3	2	2	21251	19669	3360	4461	4461	780	1929	774	573
	B10C-18072	180 x 72	3	3	3	26225	24020	3528	5481	5481	348	2637	858	686
	B10C-19248	192 x 48	3	2	2	20497	18942	3360	3849	3849	1038	1503	747	611
	B10C-19254	192 x 54	3	2	2	21530	19922	3444	4155	4155	909	1716	747	611
	B10C-19260	192 x 60	3	2	2	22734	21046	3528	4461	4461	780	1929	774	611
	B10C-19272	192 x 72	3	4	4	27944	25606	3696	5481	5481	348	2637	858	760
	B10C-21648	216 x 48	4	3	3	23792	22032	3696	4860	4860	1496	1812	932	549
	B10C-21654	216 x 54	4	3	3	25540	23646	3780	5540	5540	1212	2288	996	618
	B10C-21660	216 x 60	4	3	3	26871	24897	3864	5948	5948	1040	2572	1032	686
	B10C-21672	216 x 72	4	4	4	31868	29384	4032	7308	7308	464	3516	1144	823
	B10C-24048	240 x 48	4	3	3	25742	23891	4032	4860	4860	1496	1812	932	692
	B10C-24054	240 x 54	4	3	3	27561	25667	4116	5540	5540	1212	2288	996	737
	B10C-24060	240 x 60	4	3	3	29024	26896	4200	5948	5948	1040	2572	1032	762
	B10C-24072	240 x 72	4	4	4	35101	32350	4368	7308	7308	464	3516	1144	914

Add Access Door to  
Base for Wire  
Management:  
Colora \$817;  
High Gloss Paint  
\$1039;  
Laminate \$998;  
Veneer \$1088;  
S. Steel (Brushed or  
Polished) \$1001

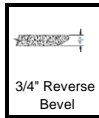
# Blade Base Standard Stone



Shape	Item Code	Length	Width	# of Bases	Top Sections	Qty. 1	Add for 1-1/2" RB edge Qty. 1	Add Base upgrade: Brushed S. Steel	Add Base upgrade: Polished S. Steel	Add Base upgrade: Laminate	Add Base upgrade: Veneer	Add Base upgrade: High Gloss Paint	Add crate net
<b>Round</b> 	B1S-XX						1SR-XX	BSB-XX	BSP-XX	BPL-XX	BWV-XX	BHG-XX	CR-XX
	B1S-36	36 °		CR	1	7922	1247	3715	3715	1586	1893	1125	114
	B1S-42	42 °		CR	1	9426	1455	3987	3987	1470	2081	1147	134
	B1S-48	48 °		CR	1	10990	1663	4123	4123	1414	2177	1179	153
	B1S-54	54 °		CR	1	12863	1870	4483	4483	1456	2447	1257	172
	B1S-60	60 °		CR	1	14780	2078	4687	4687	1370	2589	1275	191
	B1S-72	72 °		CR	2	22210	2494	5367	5367	1082	3061	1331	312
<b>Square</b> 	B7S-XXXX						7SR-XXXX	BSB-XX	BSP-XX	BPL-XX	BWV-XX	BHG-XX	CR-XXXX
	B7S-3636	36 x 36		CR	1	7617	605	3715	3715	1586	1893	1125	114
	B7S-4242	42 x 42		CR	1	9005	706	3987	3987	1470	2081	1147	134
	B7S-4848	48 x 48		CR	1	10437	806	4123	4123	1414	2177	1179	153
	B7S-5454	54 x 54		CR	1	12159	907	4483	4483	1456	2447	1257	172
	B7S-6060	60 x 60		CR	1	13903	1008	4687	4687	1370	2589	1275	191
	B7S-7272	72 x 72		CR	2	20688	1210	5367	5367	1082	3061	1331	312
<b>Rectangle</b> 	B5S-XXXXX						5SR-XXXXX	BSB-XX	BSP-XX	BPL-XX	BWV-XX	BHG-XX	CR-XXXXX
	B5S-7236	72 x 36		2	1	11489	907	2158	2158	864	718	444	208
	B5S-7242	72 x 42		2	1	12893	958	2430	2430	748	906	466	220
	B5S-7248	72 x 48		2	1	13855	1008	2566	2566	692	1002	498	230
	B5S-8442	84 x 42		2	1	14136	1058	2430	2430	748	906	466	243
	B5S-8448	84 x 48		2	1	15641	1109	2566	2566	692	1002	498	243
	B5S-9642	96 x 42		2	1	15776	1159	2430	2430	748	906	466	277
	B5S-9648	96 x 48		2	1	16985	1210	2566	2566	692	1002	498	277
	B5S-9654	96 x 54		2	1	18233	1260	2770	2770	606	1144	498	283
	B5S-9660	96 x 60		2	1	19480	1310	2974	2974	520	1286	516	289
	B5S-9672	96 x 72		2	2	25692	1411	3654	3654	232	1758	572	416
	B5S-10842	108 x 42		2	1	17382	1260	2430	2430	748	906	466	312
	B5S-10848	108 x 48		2	1	18712	1310	2566	2566	692	1002	498	312
	B5S-10854	108 x 54		2	1	20078	1361	2770	2770	606	1144	498	316
	B5S-10860	108 x 60		2	1	21445	1411	2974	2974	520	1286	516	320
B5S-10872	108 x 72		2	2	27822	1512	3654	3654	232	1758	572	440	

Add Access Door to Base for Wire Management: Colora \$817; High Gloss Paint \$1039; Laminate \$998; Veneer \$1088; S. Steel (Brushed or Polished) \$1001

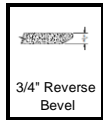
# Blade Base Standard Stone



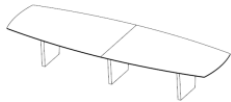
Shape	Item Code	Length	Width	# of Bases	Top Sections	Qty. 1	Add for 1-1/2" RB edge Qty. 1	Add Base upgrade: Brushed S. Steel	Add Base upgrade: Polished S. Steel	Add Base upgrade: Laminate	Add Base upgrade: Veneer	Add Base upgrade: High Gloss Paint	Add crate net
<b>Rectangle cont'd.</b>	B5S-XXXXX						5SR-XX	BSB-XX	BSP-XX	BPL-XX	BWV-XX	BHG-XX	CR-XXXXX
	B5S-12048	120 x 48		2	2	21841	1409	2566	2566	692	1002	498	347
	B5S-12054	120 x 54		2	2	23328	1460	2770	2770	606	1144	498	365
	B5S-12060	120 x 60		2	2	24814	1511	2974	2974	520	1286	516	382
	B5S-12072	120 x 72		2	2	27860	1614	3654	3654	232	1758	572	458
	B5S-13248	132 x 48		3	2	24420	1509	3849	3849	1038	1503	747	382
	B5S-13254	132 x 54		3	2	26088	1559	4155	4155	909	1716	747	401
	B5S-13260	132 x 60		3	2	27756	1611	4461	4461	780	1929	774	420
	B5S-13272	132 x 72		3	3	33099	1713	5481	5481	348	2637	858	504
	B5S-14448	144 x 48		3	2	25764	1610	3849	3849	1038	1503	747	416
	B5S-14454	144 x 54		3	2	27552	1661	4155	4155	909	1716	747	437
	B5S-14460	144 x 60		3	2	29340	1712	4461	4461	780	1929	774	458
	B5S-14472	144 x 72		3	3	34921	1815	5481	5481	348	2637	858	549
	B5S-16848	168 x 48		3	2	28702	1812	3849	3849	1038	1503	747	535
	B5S-16854	168 x 54		3	2	30737	1862	4155	4155	909	1716	747	535
	B5S-16860	168 x 60		3	2	32771	1913	4461	4461	780	1929	774	535
	B5S-16872	168 x 72		3	3	38845	2016	5481	5481	348	2637	858	640
	B5S-18048	180 x 48		3	2	30045	1913	3849	3849	1038	1503	747	458
	B5S-18054	180 x 54		3	2	32198	1965	4155	4155	909	1716	747	516
	B5S-18060	180 x 60		3	3	34354	2015	4461	4461	780	1929	774	573
	B5S-18072	180 x 72		3	3	40669	2117	5481	5481	348	2637	858	686
	B5S-19248	192 x 48		3	2	31391	2013	3849	3849	1038	1503	747	611
	B5S-19254	192 x 54		3	2	33666	2063	4155	4155	909	1716	747	611
	B5S-19260	192 x 60		3	3	35938	2115	4461	4461	780	1929	774	611
	B5S-19272	192 x 72		3	4	42492	2217	5481	5481	348	2637	858	760
	B5S-21648	216 x 48		4	3	37531	2218	4860	4860	1496	1812	932	549
	B5S-21654	216 x 54		4	3	40107	2268	5540	5540	1212	2288	996	618
	B5S-21660	216 x 60		4	3	42684	2317	5948	5948	1040	2572	1032	686
	B5S-21672	216 x 72		4	4	49915	2419	7308	7308	464	3516	1144	823
	B5S-24048	240 x 48		4	3	40245	2419	4860	4860	1496	1812	932	692
	B5S-24054	240 x 54		4	3	43069	2469	5540	5540	1212	2288	996	737
	B5S-24060	240 x 60		4	3	45891	2520	5948	5948	1040	2572	1032	762
	B5S-24072	240 x 72		4	4	55400	2620	7308	7308	464	3516	1144	914

Add Access Door to Base for Wire Management:  
 Colora \$817;  
 High Gloss Paint \$1039;  
 Laminate \$998;  
 Veneer \$1088;  
 S. Steel (Brushed or Polished) \$1001

# Blade Base Standard Stone

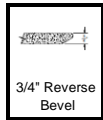


Shape	Item Code	Length	Width	# of Bases	Top Sections	Qty. 1	Add for 1-1/2" RB edge Qty. 1	Add Base upgrade: Brushed S. Steel	Add Base upgrade: Polished S. Steel	Add Base upgrade: Laminate	Add Base upgrade: Veneer	Add Base upgrade: High Gloss Paint	Add crate net
<b>Arced Boat</b>	B6S-XXXXX						6SR-XXXXX	BSB-XX	BSP-XX	BPL-XX	BWV-XX	BHG-XX	CR-XXXXX
	B6S-7242	72 x 42 / 30	2	1	13933	2394	2430	2430	748	906	466	220	
	B6S-7248	72 x 48 / 35	2	1	14989	2520	2566	2566	692	1002	498	230	
	B6S-8442	84 x 42 / 30	2	1	15362	2646	2430	2430	748	906	466	243	
	B6S-8448	84 x 48 / 35	2	1	16972	2772	2566	2566	692	1002	498	243	
	B6S-9642	96 x 42 / 30	2	1	17187	2898	2430	2430	748	906	466	277	
	B6S-9648	96 x 48 / 35	2	1	18513	3024	2566	2566	692	1002	498	277	
	B6S-9654	96 x 54 / 38	2	1	19875	3150	2770	2770	606	1144	498	283	
	B6S-9660	96 x 60 / 42	2	1	21239	3276	2974	2974	520	1286	516	289	
	B6S-9672	96 x 72 / 48	2	2	25899	3528	3654	3654	232	1758	572	416	
	B6S-10842	108 x 42 / 30	2	1	18923	3150	2430	2430	748	906	466	312	
	B6S-10848	108 x 48 / 35	2	1	20379	3276	2566	2566	692	1002	498	312	
	B6S-10854	108 x 54 / 38	2	1	21874	3402	2770	2770	606	1144	498	316	
	B6S-10860	108 x 60 / 42	2	1	23367	3528	2974	2974	520	1286	516	320	
	B6S-10872	108 x 72 / 48	2	2	28214	3781	3654	3654	232	1758	572	440	
	B6S-12048	120 x 48 / 35	2	2	23707	3525	2566	2566	692	1002	498	347	
	B6S-12054	120 x 54 / 38	2	2	25332	3652	2770	2770	606	1144	498	365	
	B6S-12060	120 x 60 / 42	2	2	26956	3779	2974	2974	520	1286	516	382	
	B6S-12072	120 x 72 / 48	2	2	30280	4032	3654	3654	232	1758	572	458	
	B6S-13248	132 x 48 / 35	3	2	26426	3777	3849	3849	1038	1503	747	382	
	B6S-13254	132 x 54 / 38	3	2	28245	3903	4155	4155	909	1716	747	401	
	B6S-13260	132 x 60 / 42	3	2	30062	4030	4461	4461	780	1929	774	420	
	B6S-13272	132 x 72 / 48	3	3	35704	4284	5481	5481	348	2637	858	504	
	B6S-14448	144 x 48 / 35	3	2	27967	4029	3849	3849	1038	1503	747	416	
	B6S-14454	144 x 54 / 38	3	2	29917	4155	4155	4155	909	1716	747	437	
	B6S-14460	144 x 60 / 42	3	2	31865	4282	4461	4461	780	1929	774	458	
	B6S-14472	144 x 72 / 48	3	3	37770	4536	5481	5481	348	2637	858	549	
	B6S-16848	168 x 48 / 35	3	2	31241	4536	3849	3849	1038	1503	747	535	
	B6S-16854	168 x 54 / 38	3	2	33462	4659	4155	4155	909	1716	747	535	
	B6S-16860	168 x 60 / 42	3	2	35680	4785	4461	4461	780	1929	774	535	
	B6S-16872	168 x 72 / 48	3	3	42122	5040	5481	5481	348	2637	858	640	
	B6S-18048	180 x 48 / 35	3	2	32726	4788	3849	3849	1038	1503	747	458	
	B6S-18054	180 x 54 / 38	3	2	35076	4914	4155	4155	909	1716	747	516	
	B6S-18060	180 x 60 / 42	3	3	37427	5039	4461	4461	780	1929	774	573	
	B6S-18072	180 x 72 / 48	3	3	44131	5292	5481	5481	348	2637	858	686	
	B6S-19248	192 x 48 / 35	3	2	34714	5040	3849	3849	1038	1503	747	611	
	B6S-19254	192 x 54 / 38	3	2	37197	5163	4155	4155	909	1716	747	611	
	B6S-19260	192 x 60 / 42	3	3	39677	5290	4461	4461	780	1929	774	611	
	B6S-19272	192 x 72 / 48	3	4	46644	5544	5481	5481	348	2637	858	760	
	B6S-21648	216 x 48 / 35	4	3	40804	5544	4860	4860	1496	1812	932	549	
	B6S-21654	216 x 54 / 38	4	3	43609	5669	5540	5540	1212	2288	996	618	
	B6S-21660	216 x 60 / 42	4	3	46414	5796	5948	5948	1040	2572	1032	686	
	B6S-21672	216 x 72 / 48	4	4	54105	6048	7308	7308	464	3516	1144	823	
	B6S-24048	240 x 48 / 35	4	3	44470	6048	4860	4860	1496	1812	932	692	
	B6S-24054	240 x 54 / 38	4	3	47543	6174	5540	5540	1212	2288	996	737	
	B6S-24060	240 x 60 / 42	4	3	50619	6300	5948	5948	1040	2572	1032	762	
	B6S-24072	240 x 72 / 48	4	4	60631	6552	7308	7308	464	3516	1144	914	

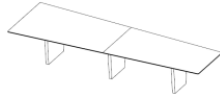


Add Access Door to Base for Wire Management:  
 Colora \$817;  
 High Gloss Paint \$1039;  
 Laminate \$998;  
 Veneer \$1088;  
 S. Steel (Brushed or Polished) \$1001

# Blade Base Standard Stone



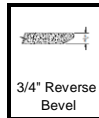
Shape	Item Code	Length	Width	# of Bases	Top Sections	Qty. 1	Add for 1-1/2" RB edge Qty. 1	Add Base upgrade: Brushed S. Steel	Add Base upgrade: Polished S. Steel	Add Base upgrade: Laminate	Add Base upgrade: Veneer	Add Base upgrade: High Gloss Paint	Add crate net
<b>Wedge</b>	B9S-XXXXX						9SR-XXXXX	BSB-XX	BSP-XX	BPL-XX	BWV-XX	BHG-XX	CR-XXXXX
	B9S-7242	72 x 42 / 30	2	1	13933	2394	2430	2430	748	906	466	220	
	B9S-7248	72 x 48 / 35	2	1	14989	2520	2566	2566	692	1002	498	230	
	B9S-8442	84 x 42 / 30	2	1	15362	2646	2430	2430	748	906	466	243	
	B9S-8448	84 x 48 / 35	2	1	16972	2772	2566	2566	692	1002	498	243	
	B9S-9642	96 x 42 / 30	2	1	17187	2898	2430	2430	748	906	466	277	
	B9S-9648	96 x 48 / 35	2	1	18513	3024	2566	2566	692	1002	498	277	
	B9S-9654	96 x 54 / 38	2	1	19875	3150	2770	2770	606	1144	498	283	
	B9S-9660	96 x 60 / 42	2	1	21239	3276	2974	2974	520	1286	516	289	
	B9S-9672	96 x 72 / 48	2	2	25899	3528	3654	3654	232	1758	572	416	
	B9S-10842	108 x 42 / 30	2	1	18923	3150	2430	2430	748	906	466	312	
	B9S-10848	108 x 48 / 35	2	1	20379	3276	2566	2566	692	1002	498	312	
	B9S-10854	108 x 54 / 38	2	1	21874	3402	2770	2770	606	1144	498	316	
	B9S-10860	108 x 60 / 42	2	1	23367	3528	2974	2974	520	1286	516	320	
	B9S-10872	108 x 72 / 48	2	2	28214	3781	3654	3654	232	1758	572	440	
	B9S-12048	120 x 48 / 35	2	2	23707	3525	2566	2566	692	1002	498	347	
	B9S-12054	120 x 54 / 38	2	2	25332	3652	2770	2770	606	1144	498	365	
	B9S-12060	120 x 60 / 42	2	2	26956	3779	2974	2974	520	1286	516	382	
	B9S-12072	120 x 72 / 48	2	2	30280	4032	3654	3654	232	1758	572	458	
	B9S-13248	132 x 48 / 35	3	2	26426	3777	3849	3849	1038	1503	747	382	
	B9S-13254	132 x 54 / 38	3	2	28245	3903	4155	4155	909	1716	747	401	
	B9S-13260	132 x 60 / 42	3	2	30062	4030	4461	4461	780	1929	774	420	
	B9S-13272	132 x 72 / 48	3	3	35704	4284	5481	5481	348	2637	858	504	
	B9S-14448	144 x 48 / 35	3	2	27967	4029	3849	3849	1038	1503	747	416	
	B9S-14454	144 x 54 / 38	3	2	29917	4155	4155	4155	909	1716	747	437	
	B9S-14460	144 x 60 / 42	3	2	31865	4282	4461	4461	780	1929	774	458	
	B9S-14472	144 x 72 / 48	3	3	37770	4536	5481	5481	348	2637	858	549	
	B9S-16848	168 x 48 / 35	3	2	31241	4536	3849	3849	1038	1503	747	535	
	B9S-16854	168 x 54 / 38	3	2	33462	4659	4155	4155	909	1716	747	535	
	B9S-16860	168 x 60 / 42	3	2	35680	4785	4461	4461	780	1929	774	535	
	B9S-16872	168 x 72 / 48	3	3	42122	5040	5481	5481	348	2637	858	640	
	B9S-18048	180 x 48 / 35	3	2	32726	4788	3849	3849	1038	1503	747	458	
	B9S-18054	180 x 54 / 38	3	2	35076	4914	4155	4155	909	1716	747	516	
	B9S-18060	180 x 60 / 42	3	3	37427	5039	4461	4461	780	1929	774	573	
	B9S-18072	180 x 72 / 48	3	3	44131	5292	5481	5481	348	2637	858	686	
	B9S-19248	192 x 48 / 35	3	2	34714	5040	3849	3849	1038	1503	747	611	
	B9S-19254	192 x 54 / 38	3	2	37197	5163	4155	4155	909	1716	747	611	
	B9S-19260	192 x 60 / 42	3	3	39677	5290	4461	4461	780	1929	774	611	
	B9S-19272	192 x 72 / 48	3	4	46644	5544	5481	5481	348	2637	858	760	
	B9S-21648	216 x 48 / 35	4	3	40804	5544	4860	4860	1496	1812	932	549	
	B9S-21654	216 x 54 / 38	4	3	43609	5669	5540	5540	1212	2288	996	618	
	B9S-21660	216 x 60 / 42	4	3	46414	5796	5948	5948	1040	2572	1032	686	
	B9S-21672	216 x 72 / 48	4	4	54105	6048	7308	7308	464	3516	1144	823	
	B9S-24048	240 x 48 / 35	4	3	44470	6048	4860	4860	1496	1812	932	692	
	B9S-24054	240 x 54 / 38	4	3	47543	6174	5540	5540	1212	2288	996	737	
	B9S-24060	240 x 60 / 42	4	3	50619	6300	5948	5948	1040	2572	1032	762	
	B9S-24072	240 x 72 / 48	4	4	60631	6552	7308	7308	464	3516	1144	914	



Add Access Door to Base for Wire Management:  
 Colora \$817;  
 High Gloss Paint \$1039;  
 Laminate \$998;  
 Veneer \$1088;  
 S. Steel (Brushed or Polished) \$1001



# Blade Base Standard Stone



Shape	Item Code	Length	Width	# of	Top	Qty. 1	Add for 1-1/2" RB edge Qty. 1	Add Base upgrade: Brushed S. Steel	Add Base upgrade: Polished S. Steel	Add Base upgrade: Laminate	Add Base upgrade: Veneer	Add Base upgrade: High Gloss Paint	Add crate net
Oval	B10S-XXXXX						10RS-XXXX	BSB-XX	BSP-XX	BPL-XX	BWV-XX	BHG-XX	CR-XXXXX
	B10S-7242	72 x 42	2	1	13933	2394	2430	2430	748	906	466	220	
	B10S-7248	72 x 48	2	1	14989	2520	2566	2566	692	1002	498	230	
	B10S-8442	84 x 42	2	1	15362	2646	2430	2430	748	906	466	243	
	B10S-8448	84 x 48	2	1	16972	2772	2566	2566	692	1002	498	243	
	B10S-9642	96 x 42	2	1	17187	2898	2430	2430	748	906	466	277	
	B10S-9648	96 x 48	2	1	18513	3024	2566	2566	692	1002	498	277	
	B10S-9654	96 x 54	2	1	19875	3150	2770	2770	606	1144	498	283	
	B10S-9660	96 x 60	2	1	21239	3276	2974	2974	520	1286	516	289	
	B10S-9672	96 x 72	2	2	25899	3528	3654	3654	232	1758	572	416	
	B10S-10842	108 x 42	2	1	18923	3150	2430	2430	748	906	466	312	
	B10S-10848	108 x 48	2	1	20379	3276	2566	2566	692	1002	498	312	
	B10S-10854	108 x 54	2	1	21874	3402	2770	2770	606	1144	498	316	
	B10S-10860	108 x 60	2	1	23367	3528	2974	2974	520	1286	516	320	
	B10S-10872	108 x 72	2	2	28214	3781	3654	3654	232	1758	572	440	
	B10S-12048	120 x 48	2	2	23707	3525	2566	2566	692	1002	498	347	
	B10S-12054	120 x 54	2	2	25332	3652	2770	2770	606	1144	498	365	
	B10S-12060	120 x 60	2	2	26956	3779	2974	2974	520	1286	516	382	
	B10S-12072	120 x 72	2	2	30280	4032	3654	3654	232	1758	572	458	
	B10S-13248	132 x 48	3	2	26426	3777	3849	3849	1038	1503	747	382	
	B10S-13254	132 x 54	3	2	28245	3903	4155	4155	909	1716	747	401	
	B10S-13260	132 x 60	3	2	30062	4030	4461	4461	780	1929	774	420	
	B10S-13272	132 x 72	3	3	35704	4284	5481	5481	348	2637	858	504	
	B10S-14448	144 x 48	3	2	27967	4029	3849	3849	1038	1503	747	416	
	B10S-14454	144 x 54	3	2	29917	4155	4155	4155	909	1716	747	437	
	B10S-14460	144 x 60	3	2	31865	4282	4461	4461	780	1929	774	458	
	B10S-14472	144 x 72	3	3	37770	4536	5481	5481	348	2637	858	549	
	B10S-16848	168 x 48	3	2	31241	4536	3849	3849	1038	1503	747	535	
	B10S-16854	168 x 54	3	2	33462	4659	4155	4155	909	1716	747	535	
	B10S-16860	168 x 60	3	2	35680	4785	4461	4461	780	1929	774	535	
	B10S-16872	168 x 72	3	3	42122	5040	5481	5481	348	2637	858	640	
	B10S-18048	180 x 48	3	2	32726	4788	3849	3849	1038	1503	747	458	
	B10S-18054	180 x 54	3	2	35076	4914	4155	4155	909	1716	747	516	
	B10S-18060	180 x 60	3	3	37427	5039	4461	4461	780	1929	774	573	
	B10S-18072	180 x 72	3	3	44131	5292	5481	5481	348	2637	858	686	
B10S-19248	192 x 48	3	2	34714	5040	3849	3849	1038	1503	747	611		
B10S-19254	192 x 54	3	2	37197	5163	4155	4155	909	1716	747	611		
B10S-19260	192 x 60	3	3	39677	5290	4461	4461	780	1929	774	611		
B10S-19272	192 x 72	3	4	46644	5544	5481	5481	348	2637	858	760		
B10S-21648	216 x 48	4	3	40804	5544	4860	4860	1496	1812	932	549		
B10S-21654	216 x 54	4	3	43609	5669	5540	5540	1212	2288	996	618		
B10S-21660	216 x 60	4	3	46414	5796	5948	5948	1040	2572	1032	686		
B10S-21672	216 x 72	4	4	54105	6048	7308	7308	464	3516	1144	823		
B10S-24048	240 x 48	4	3	44470	6048	4860	4860	1496	1812	932	692		
B10S-24054	240 x 54	4	3	47543	6174	5540	5540	1212	2288	996	737		
B10S-24060	240 x 60	4	3	50619	6300	5948	5948	1040	2572	1032	762		
B10S-24072	240 x 72	4	4	60631	6552	7308	7308	464	3516	1144	914		

Add Access Door to Base for Wire Management:  
 Colora \$817;  
 High Gloss Paint \$1039;  
 Laminate \$998;  
 Veneer \$1088;  
 S. Steel (Brushed or Polished) \$1001