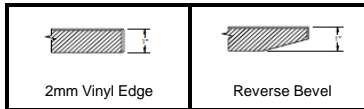





# Blade Standard Laminate

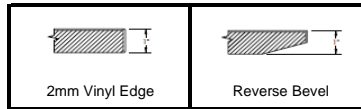


Shape	Item Code	Length	Width	# of Bases	Top Sections	Qty. 1	Qty. 3	Add for Self edge or Reverse Bevel Qty. 1	Add for Self edge or Reverse Bevel Qty. 3	Add Base upgrade: Brushed S. Steel	Add Base upgrade: Polished S. Steel	Add Base upgrade: Laminate	Add Base upgrade: Veneer	Add Base upgrade: High Gloss Paint
 <b>Round</b>	B1P-XX							5PR-XX		BSB-XX	BSP-XX	BPL-XX	BWV-XX	BHG-XX
	B1P-36	36 <sup>Ø</sup>		CR	1	4331	4104	419	407	3938	3938	1681	2007	1193
	B1P-42	42 <sup>Ø</sup>		CR	1	4893	4631	527	506	4226	4226	1558	2206	1216
	B1P-48	48 <sup>Ø</sup>		CR	1	5086	4824	529	508	4370	4370	1499	2308	1250
	B1P-54	54 <sup>Ø</sup>		CR	1	6109	5700	632	598	4752	4752	1543	2594	1332
	B1P-60	60 <sup>Ø</sup>		CR	1	6381	5972	632	598	4968	4968	1452	2744	1352
	B1P-72	72 <sup>Ø</sup>		CR	2	7936	7614	1105	1055	5689	5689	1147	3245	1411
 <b>Square</b>	B7P-XXXX							7PR-XX		BSB-XX	BSP-XX	BPL-XX	BWV-XX	BHG-XX
	B7P-3636	36 x 36		CR	1	4318	4092	419	407	3938	3938	1681	2007	1193
	B7P-4242	42 x 42		CR	1	4873	4611	527	506	4226	4226	1558	2206	1216
	B7P-4848	48 x 48		CR	1	5058	4797	529	508	4370	4370	1499	2308	1250
	B7P-5454	54 x 54		CR	1	6074	5665	632	598	4752	4752	1543	2594	1332
	B7P-6060	60 x 60		CR	1	6339	5930	632	598	4968	4968	1452	2744	1352
	B7P-7272	72 x 72		CR	2	7762	7440	1105	1055	5689	5689	1147	3245	1411
 <b>Rectangle</b>	B5P-XXXX							5PR-XX		BSB-XX	BSP-XX	BPL-XX	BWV-XX	BHG-XX
	B5P-7236	72 x 36		2	1	4445	4278	552	528	2287	2287	916	761	471
	B5P-7242	72 x 42		2	1	4911	4714	620	588	2576	2576	793	960	494
	B5P-7248	72 x 48		2	1	5030	4833	620	588	2720	2720	734	1062	528
	B5P-8442	84 x 42		2	1	5224	5009	666	628	2576	2576	793	960	494
	B5P-8448	84 x 48		2	1	5350	5135	666	628	2720	2720	734	1062	528
	B5P-9642	96 x 42		2	1	5517	5282	710	667	2576	2576	793	960	494
	B5P-9648	96 x 48		2	1	5645	5408	710	667	2720	2720	734	1062	528
	B5P-9654	96 x 54		2	1	6418	6110	801	747	2936	2936	642	1213	528
	B5P-9660	96 x 60		2	1	6604	6295	801	747	3152	3152	551	1363	547
	B5P-9672	96 x 72		2	2	7746	7365	1240	1174	3873	3873	246	1863	606
	B5P-10842	108 x 42		2	1	6334	6073	544	496	2576	2576	793	960	494
	B5P-10848	108 x 48		2	1	6697	6409	757	708	2720	2720	734	1062	528
	B5P-10854	108 x 54		2	1	7236	6902	859	797	2936	2936	642	1213	528
B5P-10860	108 x 60		2	1	7421	7088	859	797	3152	3152	551	1363	547	
B5P-10872	108 x 72		2	2	8832	8384	1377	1295	3873	3873	246	1863	606	

Add Access Door to Base for Wire Management: Colora \$866; High Gloss Paint \$1101; Laminate \$1058; Veneer \$1153; S. Steel (Brushed or Polished) \$1061

# Blade

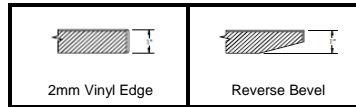
## Standard Laminate



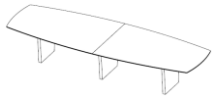
Shape	Item Code	Length	Width	# of Bases	Top Sections	Qty.		Add for Self edge or Reverse Bevel		Add Base upgrade: Brushed S. Steel	Add Base upgrade: Polished S. Steel	Add Base upgrade: Laminate	Add Base upgrade: Veneer	Add Base upgrade: High Gloss Paint
						1	3	Qty. 1	Qty. 3					
<b>Rectangle cont'd.</b>	B5P-XXXXX							5PR-XXXXX	BSB-XX	BSP-XX	BPL-XX	BWV-XX	BHG-XX	
	B5P-12048	120 x 48	2	2	7255	6913	1150	1095	2720	2720	734	1062	528	
	B5P-12054	120 x 54	2	2	7833	7441	1262	1195	2936	2936	642	1213	528	
	B5P-12060	120 x 60	2	2	8020	7628	1262	1195	3152	3152	551	1363	547	
	B5P-12072	120 x 72	2	2	8882	8441	2097	2014	3873	3873	246	1863	606	
	B5P-13248	132 x 48	3	2	9002	8619	1240	1174	4080	4080	1100	1593	792	
	B5P-13254	132 x 54	3	2	9728	9287	1377	1294	4404	4404	964	1819	792	
	B5P-13260	132 x 60	3	2	9980	9539	1377	1294	4729	4729	827	2045	820	
	B5P-13272	132 x 72	3	3	11615	11066	1860	1763	5810	5810	369	2795	909	
	B5P-14448	144 x 48	3	2	9110	8728	1240	1174	4080	4080	1100	1593	792	
	B5P-14454	144 x 54	3	2	9837	9396	1377	1294	4404	4404	964	1819	792	
	B5P-14460	144 x 60	3	2	10088	9647	1377	1294	4729	4729	827	2045	820	
	B5P-14472	144 x 72	3	3	11725	11176	1860	1763	5810	5810	369	2795	909	
	B5P-16848	168 x 48	3	2	9961	9535	1331	1255	4080	4080	1100	1593	792	
	B5P-16854	168 x 54	3	2	11334	10752	1490	1395	4404	4404	964	1819	792	
	B5P-16860	168 x 60	3	2	11593	11011	1490	1395	4729	4729	827	2045	820	
	B5P-16872	168 x 72	3	3	13456	12848	2065	1680	5810	5810	369	2795	909	
	B5P-18048	180 x 48	3	2	10420	9933	1421	1336	4080	4080	1100	1593	792	
	B5P-18054	180 x 54	3	2	11874	11243	1603	1495	4404	4404	964	1819	792	
	B5P-18060	180 x 60	3	2	12134	11503	1603	1495	4729	4729	827	2045	820	
	B5P-18072	180 x 72	3	3	13584	12714	2065	1943	5810	5810	369	2795	909	
	B5P-19248	192 x 48	3	2	10529	10042	1421	1336	4080	4080	1100	1593	792	
	B5P-19254	192 x 54	3	2	11983	11352	1603	1495	4404	4404	964	1819	792	
	B5P-19260	192 x 60	3	2	12243	11611	1603	1495	4729	4729	827	2045	820	
	B5P-19272	192 x 72	3	4	14005	13274	2481	2350	5810	5810	369	2795	909	
	B5P-21648	216 x 48	4	2	13063	12509	1513	1414	5440	5440	1467	2124	1056	
	B5P-21654	216 x 54	4	2	14685	13986	1717	1594	5872	5872	1285	2425	1056	
	B5P-21660	216 x 60	4	2	15011	14311	1717	1594	6305	6305	1102	2726	1094	
	B5P-21672	216 x 72	4	4	17935	17018	2753	2590	7746	7746	492	3727	1213	
	B5P-24048	240 x 48	4	3	14444	13728	1997	1883	5152	5152	1586	1921	988	
	B5P-24054	240 x 54	4	3	16553	15634	2236	2092	5872	5872	1285	2425	1056	
	B5P-24060	240 x 60	4	3	16847	15888	2236	2092	6305	6305	1102	2726	1094	
	B5P-24072	240 x 72	4	4	18289	17443	2753	2520	7746	7746	492	3727	1213	

Add Access Door to Base for Wire Management: Colora \$866; High Gloss Paint \$1101; Laminate \$1058; Veneer \$1153; S. Steel (Brushed or Polished) \$1061

# Blade Standard Laminate

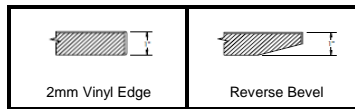


Shape(s)	Order code	Length	Width	# of Bases	Top Sections	Qty. 1	Qty. 3	Add for Self edge or Reverse Bevel Qty. 1	Add for Self edge or Reverse Bevel Qty. 3	Add Base upgrade: Brushed S. Steel	Add Base upgrade: Polished S. Steel	Add Base upgrade: Laminate	Add Base upgrade: Veneer	Add Base upgrade: High Gloss Paint
<b>Arced Boat</b>	B6P-XXXXX							6PR-XXXXX	BSB-XX	BSP-XX	BPL-XX	BWV-XX	BHG-XX	
	B6P-7242	72 x 42 / 30	2	1		5236	4982	620	588	2576	2576	793	960	494
	B6P-7248	72 x 48 / 35	2	1		5355	5101	620	588	2720	2720	734	1062	528
	B6P-8442	84 x 42 / 30	2	1		5610	5336	666	628	2576	2576	793	960	494
	B6P-8448	84 x 48 / 35	2	1		5736	5462	666	628	2720	2720	734	1062	528
	B6P-9642	96 x 42 / 30	2	1		5963	5669	710	667	2576	2576	793	960	494
	B6P-9648	96 x 48 / 35	2	1		6089	5795	710	667	2720	2720	734	1062	528
	B6P-9654	96 x 54 / 38	2	1		6862	6496	801	747	2936	2936	642	1213	528
	B6P-9660	96 x 60 / 42	2	1		7049	6682	801	747	3152	3152	551	1363	547
	B6P-9672	96 x 72 / 48	2	2		8191	7751	1240	1174	3873	3873	246	1863	606
	B6P-10842	108 x 42 / 30	2	1		6779	6460	544	496	2576	2576	793	960	494
	B6P-10848	108 x 48 / 35	2	1		7142	6796	757	708	2720	2720	734	1062	528
	B6P-10854	108 x 54 / 38	2	1		7680	7289	859	797	2936	2936	642	1213	528
	B6P-10860	108 x 60 / 42	2	1		7866	7475	859	797	3152	3152	551	1363	547
	B6P-10872	108 x 72 / 48	2	2		9277	8770	1377	1295	3873	3873	246	1863	606
	B6P-12048	120 x 48 / 35	2	2		7758	7359	1150	1095	2720	2720	734	1062	528
	B6P-12054	120 x 54 / 38	2	2		8338	7887	1262	1195	2936	2936	642	1213	528
	B6P-12060	120 x 60 / 42	2	2		8523	8073	1262	1195	3152	3152	551	1363	547
	B6P-12072	120 x 72 / 48	2	2		9385	8886	2097	2014	3873	3873	246	1863	606
	B6P-13248	132 x 48 / 35	3	2		9505	9065	1240	1174	4080	4080	1100	1593	792
	B6P-13254	132 x 54 / 38	3	2		10231	9732	1377	1294	4404	4404	964	1819	792
	B6P-13260	132 x 60 / 42	3	2		10483	9984	1377	1294	4729	4729	827	2045	820
	B6P-13272	132 x 72 / 48	3	3		12119	11512	1860	1763	5810	5810	369	2795	909
	B6P-14448	144 x 48 / 35	3	2		9673	9233	1240	1174	4080	4080	1100	1593	792
	B6P-14454	144 x 54 / 38	3	2		10400	9899	1377	1294	4404	4404	964	1819	792
	B6P-14460	144 x 60 / 42	3	2		10651	10152	1377	1294	4729	4729	827	2045	820
	B6P-14472	144 x 72 / 48	3	3		12288	11848	1860	1595	5810	5810	369	2795	909
	B6P-16848	168 x 48 / 35	3	2		10583	10099	1331	1255	4080	4080	1100	1593	792
	B6P-16854	168 x 54 / 38	3	2		11955	11316	1490	1395	4404	4404	964	1819	792
	B6P-16860	168 x 60 / 42	3	2		12214	11575	1490	1395	4729	4729	827	2045	820
	B6P-16872	168 x 72 / 48	3	3		14077	13148	2065	1943	5810	5810	369	2795	909
	B6P-18048	180 x 48 / 35	3	2		11041	10497	1421	1336	4080	4080	1100	1593	792
	B6P-18054	180 x 54 / 38	3	2		12496	11806	1603	1495	4404	4404	964	1819	792
	B6P-18060	180 x 60 / 42	3	2		12756	12066	1603	1495	4729	4729	827	2045	820
	B6P-18072	180 x 72 / 48	3	3		14206	13278	2065	1943	5810	5810	369	2795	909
	B6P-19248	192 x 48 / 35	3	2		11682	11137	1421	1336	4080	4080	1100	1593	792
	B6P-19254	192 x 54 / 38	3	2		13138	12448	1603	1495	4404	4404	964	1819	792
	B6P-19260	192 x 60 / 42	3	2		13396	12707	1603	1495	4729	4729	827	2045	820
	B6P-19272	192 x 72 / 48	3	4		15158	14370	2481	2350	5810	5810	369	2795	909
	B6P-21648	216 x 48 / 35	4	2		13862	13250	1513	1414	5440	5440	1467	2124	1056
	B6P-21654	216 x 54 / 38	4	2		15484	14727	1717	1594	5872	5872	1285	2425	1056
	B6P-21660	216 x 60 / 42	4	2		15810	15052	1717	1594	6305	6305	1102	2726	1094
	B6P-21672	216 x 72 / 48	4	4		18734	17759	2753	2590	7746	7746	492	3727	1213
	B6P-24048	240 x 48 / 35	4	3		15952	15177	1997	1883	5152	5152	1586	1921	1025
	B6P-24054	240 x 54 / 38	4	3		18061	17084	2236	2092	5872	5872	1285	2425	1056
	B6P-24060	240 x 60 / 42	4	3		18355	17338	2236	2092	6305	6305	1102	2726	1094
	B6P-24072	240 x 72 / 48	4	4		19798	18814	2753	2590	7746	7746	492	3727	1213

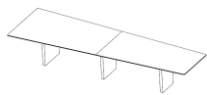


Add Access Door to Base for Wire Management:  
 Colora \$866;  
 High Gloss Paint \$1101;  
 Laminate \$1058;  
 Veneer \$1153;  
 S. Steel (Brushed or Polished) \$1061

# Blade Standard Laminate



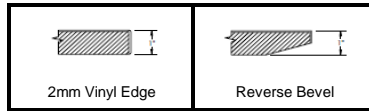
Shape(s)	Order code	Length	Width	# of Bases	Top Sections	Qty. 1	Qty. 3	Add for Self edge or Reverse Bevel Qty. 1	Add for Self edge or Reverse Bevel Qty. 3	Add Base upgrade: Brushed S. Steel	Add Base upgrade: Polished S. Steel	Add Base upgrade: Laminate	Add Base upgrade: Veneer	Add Base upgrade: High Gloss Paint
<b>Arced Wedge</b>	B9P-XXXXX							9PR-XXXXX		BSB-XX	BSP-XX	BPL-XX	BWV-XX	BHG-XX
	B9P-7242	72 x 42 / 30	2	1	5236	4982	620	588	2576	2576	793	960	494	
	B9P-7248	72 x 48 / 35	2	1	5355	5101	620	588	2720	2720	734	1062	528	
	B9P-8442	84 x 42 / 30	2	1	5610	5336	666	628	2576	2576	793	960	494	
	B9P-8448	84 x 48 / 35	2	1	5736	5462	666	628	2720	2720	734	1062	528	
	B9P-9642	96 x 42 / 30	2	1	5963	5669	710	667	2576	2576	793	960	494	
	B9P-9648	96 x 48 / 35	2	1	6089	5795	710	667	2720	2720	734	1062	528	
	B9P-9654	96 x 54 / 38	2	1	6862	6496	801	747	2936	2936	642	1213	528	
	B9P-9660	96 x 60 / 42	2	1	7049	6682	801	747	3152	3152	551	1363	547	
	B9P-9672	96 x 72 / 48	2	2	8191	7751	1240	1174	3873	3873	246	1863	606	
	B9P-10842	108 x 42 / 30	2	1	6779	6460	544	496	2576	2576	793	960	494	
	B9P-10848	108 x 48 / 35	2	1	7142	6796	757	708	2720	2720	734	1062	528	
	B9P-10854	108 x 54 / 38	2	1	7680	7289	859	797	2936	2936	642	1213	528	
	B9P-10860	108 x 60 / 42	2	1	7866	7475	859	797	3152	3152	551	1363	547	
	B9P-10872	108 x 72 / 48	2	2	9277	8770	1377	1295	3873	3873	246	1863	606	
	B9P-12048	120 x 48 / 35	2	2	7758	7359	1150	1095	2720	2720	734	1062	528	
	B9P-12054	120 x 54 / 38	2	2	8338	7887	1262	1195	2936	2936	642	1213	528	
	B9P-12060	120 x 60 / 42	2	2	8523	8073	1262	1195	3152	3152	551	1363	547	
	B9P-12072	120 x 72 / 48	2	2	9385	8886	2097	2014	3873	3873	246	1863	606	
	B9P-13248	132 x 48 / 35	3	2	9505	9065	1240	1174	4080	4080	1100	1593	792	
	B9P-13254	132 x 54 / 38	3	2	10231	9732	1377	1294	4404	4404	964	1819	792	
	B9P-13260	132 x 60 / 42	3	2	10483	9984	1377	1294	4729	4729	827	2045	820	
	B9P-13272	132 x 72 / 48	3	3	12119	11512	1860	1763	5810	5810	369	2795	909	
	B9P-14448	144 x 48 / 35	3	2	9673	9233	1240	1174	4080	4080	1100	1593	792	
	B9P-14454	144 x 54 / 38	3	2	10400	9899	1377	1294	4404	4404	964	1819	792	
	B9P-14460	144 x 60 / 42	3	2	10651	10152	1377	1294	4729	4729	827	2045	820	
	B9P-14472	144 x 72 / 48	3	3	12288	11848	1860	1595	5810	5810	369	2795	909	
	B9P-16848	168 x 48 / 35	3	2	10583	10099	1331	1255	4080	4080	1100	1593	792	
	B9P-16854	168 x 54 / 38	3	2	11955	11316	1490	1395	4404	4404	964	1819	792	
	B9P-16860	168 x 60 / 42	3	2	12214	11575	1490	1395	4729	4729	827	2045	820	
	B9P-16872	168 x 72 / 48	3	3	14077	13148	2065	1943	5810	5810	369	2795	909	
	B9P-18048	180 x 48 / 35	3	2	11041	10497	1421	1336	4080	4080	1100	1593	792	
	B9P-18054	180 x 54 / 38	3	2	12496	11806	1603	1495	4404	4404	964	1819	792	
	B9P-18060	180 x 60 / 42	3	2	12756	12066	1603	1495	4729	4729	827	2045	820	
	B9P-18072	180 x 72 / 48	3	3	14206	13278	2065	1943	5810	5810	369	2795	909	
	B9P-19248	192 x 48 / 35	3	2	11682	11137	1421	1336	4080	4080	1100	1593	792	
	B9P-19254	192 x 54 / 38	3	2	13138	12448	1603	1495	4404	4404	964	1819	792	
	B9P-19260	192 x 60 / 42	3	2	13396	12707	1603	1495	4729	4729	827	2045	820	
	B9P-19272	192 x 72 / 48	3	4	15158	14370	2481	2350	5810	5810	369	2795	909	
	B9P-21648	216 x 48 / 35	4	2	13862	13250	1513	1414	5440	5440	1467	2124	1056	
	B9P-21654	216 x 54 / 38	4	2	15484	14727	1717	1594	5872	5872	1285	2425	1056	
	B9P-21660	216 x 60 / 42	4	2	15810	15052	1717	1594	6305	6305	1102	2726	1094	
	B9P-21672	216 x 72 / 48	4	4	18734	17759	2753	2590	7746	7746	492	3727	1213	
	B9P-24048	240 x 48 / 35	4	3	15952	15177	1997	1883	5152	5152	1586	1921	1025	
	B9P-24054	240 x 54 / 38	4	3	18061	17084	2236	2092	5872	5872	1285	2425	1056	
	B9P-24060	240 x 60 / 42	4	3	18355	17338	2236	2092	6305	6305	1102	2726	1094	
	B9P-24072	240 x 72 / 48	4	4	19798	18814	2753	2590	7746	7746	492	3727	1213	



Add Access Door to Base for Wire Management:  
 Colora \$866;  
 High Gloss Paint \$1101;  
 Laminate \$1058;  
 Veneer \$1153;  
 S. Steel (Brushed or Polished) \$1061

# Blade

## Standard Laminate

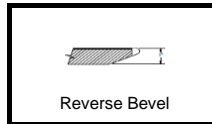


Shape(s)	Order code	Length	Width	# of Bases	Top Sections	Qty. 1	Qty. 3	Add for Self edge or Reverse Bevel Qty. 1	Add for Self edge or Reverse Bevel Qty. 3	Add Base upgrade: Brushed S. Steel	Add Base upgrade: Polished S. Steel	Add Base upgrade: Laminate	Add Base upgrade: Veneer	Add Base upgrade: High Gloss Paint
<b>Oval</b>	B10P-XXXXX							10PR-XXXXX		BSB-XX	BSP-XX	BPL-XX	BWV-XX	BHG-XX
	B10P-7242	72 x 42	2	1		5236	4982	620	588	2576	2576	793	960	494
	B10P-7248	72 x 48	2	1		5355	5101	620	588	2720	2720	734	1062	528
	B10P-8442	84 x 42	2	1		5610	5336	666	628	2576	2576	793	960	494
	B10P-8448	84 x 48	2	1		5736	5462	666	628	2720	2720	734	1062	528
	B10P-9642	96 x 42	2	1		5963	5669	710	667	2576	2576	793	960	494
	B10P-9648	96 x 48	2	1		6089	5795	710	667	2720	2720	734	1062	528
	B10P-9654	96 x 54	2	1		6862	6496	801	747	2936	2936	642	1213	528
	B10P-9660	96 x 60	2	1		7049	6682	801	747	3152	3152	551	1363	547
	B10P-9672	96 x 72	2	2		8191	7751	1240	1174	3873	3873	246	1863	606
	B10P-10842	108 x 42	2	1		6779	6460	544	496	2576	2576	793	960	494
	B10P-10848	108 x 48	2	1		7142	6796	757	708	2720	2720	734	1062	528
	B10P-10854	108 x 54	2	1		7680	7289	859	797	2936	2936	642	1213	528
	B10P-10860	108 x 60	2	1		7866	7475	859	797	3152	3152	551	1363	547
	B10P-10872	108 x 72	2	2		9277	8770	1377	1295	3873	3873	246	1863	606
	B10P-12048	120 x 48	2	2		7758	7359	1150	1095	2720	2720	734	1062	528
	B10P-12054	120 x 54	2	2		8338	7887	1262	1195	2936	2936	642	1213	528
	B10P-12060	120 x 60	2	2		8523	8073	1262	1195	3152	3152	551	1363	547
	B10P-12072	120 x 72	2	2		9385	8886	2097	2014	3873	3873	246	1863	606
	B10P-13248	132 x 48	3	2		9505	9065	1240	1174	4080	4080	1100	1593	792
	B10P-13254	132 x 54	3	2		10231	9732	1377	1294	4404	4404	964	1819	792
	B10P-13260	132 x 60	3	2		10483	9984	1377	1294	4729	4729	827	2045	820
	B10P-13272	132 x 72	3	3		12119	11512	1860	1763	5810	5810	369	2795	909
	B10P-14448	144 x 48	3	2		9673	9233	1240	1174	4080	4080	1100	1593	792
	B10P-14454	144 x 54	3	2		10400	9899	1377	1294	4404	4404	964	1819	792
	B10P-14460	144 x 60	3	2		10651	10152	1377	1294	4729	4729	827	2045	820
	B10P-14472	144 x 72	3	3		12288	11848	1860	1595	5810	5810	369	2795	909
	B10P-16848	168 x 48	3	2		10583	10099	1331	1255	4080	4080	1100	1593	792
	B10P-16854	168 x 54	3	2		11955	11316	1490	1395	4404	4404	964	1819	792
	B10P-16860	168 x 60	3	2		12214	11575	1490	1395	4729	4729	827	2045	820
	B10P-16872	168 x 72	3	3		14077	13148	2065	1943	5810	5810	369	2795	909
	B10P-18048	180 x 48	3	2		11041	10497	1421	1336	4080	4080	1100	1593	792
	B10P-18054	180 x 54	3	2		12496	11806	1603	1495	4404	4404	964	1819	792
	B10P-18060	180 x 60	3	2		12756	12066	1603	1495	4729	4729	827	2045	820
	B10P-18072	180 x 72	3	3		14206	13278	2065	1943	5810	5810	369	2795	909
	B10P-19248	192 x 48	3	2		11682	11137	1421	1336	4080	4080	1100	1593	792
	B10P-19254	192 x 54	3	2		13138	12448	1603	1495	4404	4404	964	1819	792
	B10P-19260	192 x 60	3	2		13396	12707	1603	1495	4729	4729	827	2045	820
	B10P-19272	192 x 72	3	4		15158	14370	2481	2350	5810	5810	369	2795	909
	B10P-21648	216 x 48	4	2		13862	13250	1513	1414	5440	5440	1467	2124	988
	B10P-21654	216 x 54	4	2		15484	14727	1717	1594	5872	5872	1285	2425	1056
	B10P-21660	216 x 60	4	2		15810	15052	1717	1594	6305	6305	1102	2726	1094
	B10P-21672	216 x 72	4	4		18734	17759	2753	2590	7746	7746	492	3727	1213
	B10P-24048	240 x 48	4	3		15952	15177	1997	1883	5152	5152	1586	1921	1025
	B10P-24054	240 x 54	4	3		18061	17084	2236	2092	5872	5872	1285	2425	1056
	B10P-24060	240 x 60	4	3		18355	17338	2236	2092	6305	6305	1102	2726	1094
	B10P-24072	240 x 72	4	4		19798	18814	2753	2590	7746	7746	492	3727	1213

Add Access Door to Base for Wire Management:  
 Colora \$866;  
 High Gloss Paint \$1101;  
 Laminate \$1058;  
 Veneer \$1153;  
 S. Steel (Brushed or Polished) \$1061

# Blade

## Standard Wood Veneer

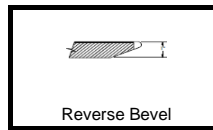


Shape	Item Code	Length	Width	# of Bases	Top Sections	Qty. 1	Qty. 3	Add Base upgrade: Brushed S. Steel	Add Base upgrade: Polished S. Steel	Add Base upgrade: Laminate	Add Base upgrade: Veneer	Add Base upgrade: High Gloss Paint
<b>Round</b> 	B1W-XX							BSB-XX	BSP-XX	BPL-XX	BWV-XX	BHG-XX
	B1W-36	36 ∅	CR	1		6287	5894	3938	3938	1681	2007	1193
	B1W-42	42 ∅	CR	1		6955	6561	4226	4226	1558	2206	1216
	B1W-48	48 ∅	CR	1		7781	7388	4370	4370	1499	2308	1250
	B1W-54	54 ∅	CR	1		8960	8567	4752	4752	1543	2594	1332
	B1W-60	60 ∅	CR	1		9498	9104	4968	4968	1452	2744	1352
	B1W-72	72 ∅	CR	1		13310	12917	5689	5689	1147	3245	1411
<b>Square</b> 	B7W-XXXX							BSB-XX	BSP-XX	BPL-XX	BWV-XX	BHG-XX
	B7W-3636	36 x 36	CR	1		5709	5316	3938	3938	1681	2007	1193
	B7W-4242	42 x 42	CR	1		6356	5844	4226	4226	1558	2206	1216
	B7W-4848	48 x 48	CR	1		7020	6508	4370	4370	1499	2308	1250
	B7W-5454	54 x 54	CR	1		8031	7519	4752	4752	1543	2594	1332
	B7W-6060	60 x 60	CR	1		8992	8480	4968	4968	1452	2744	1352
	B7W-7272	72 x 72	CR	1		12218	11706	5689	5689	1147	3245	1411
<b>Rectangle</b> 	B5W-XXXXX							BSB-XX	BSP-XX	BPL-XX	BWV-XX	BHG-XX
	B5W-7236	72 x 36	2	1		6628	6116	2287	2287	916	761	471
	B5W-7242	72 x 42	2	1		7277	6765	2576	2576	793	960	494
	B5W-7248	72 x 48	2	1		7749	7237	2720	2720	734	1062	528
	B5W-8442	84 x 42	2	1		7896	7384	2576	2576	793	960	494
	B5W-8448	84 x 48	2	1		8411	7899	2720	2720	734	1062	528
	B5W-9642	96 x 42	2	1		8432	7919	2576	2576	793	960	494
	B5W-9648	96 x 48	2	1		9110	8598	2720	2720	734	1062	528
	B5W-9654	96 x 54	2	1		9895	9383	2936	2936	642	1213	528
	B5W-9660	96 x 60	2	1		10579	10067	3152	3152	551	1363	547
	B5W-9672	96 x 72	2	2		13339	12827	3873	3873	246	1863	606
	B5W-10842	108 x 42	2	1		9555	9043	2576	2576	793	960	494
	B5W-10848	108 x 48	2	1		10398	9886	2720	2720	734	1062	528
	B5W-10854	108 x 54	2	1		11151	10639	2936	2936	642	1213	528
B5W-10860	108 x 60	2	1		11869	11357	3152	3152	551	1363	547	
B5W-10872	108 x 72	2	2		14685	14173	3873	3873	246	1863	606	

**Add Access Door to Base for Wire Management: Colora \$866; High Gloss Paint \$1101;  
 Laminate \$1058; Veneer \$1153; S. Steel (Brushed or Polished) \$1061**

# Blade

## Standard Wood Veneer

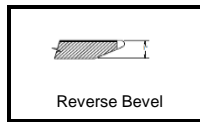


Shape	Item Code	Length	Width	# of Bases	Top Sections	Qty. 1	Qty. 3	Add Base upgrade: Brushed S. Steel	Add Base upgrade: Polished S. Steel	Add Base upgrade: Laminate	Add Base upgrade: Veneer	Add Base upgrade: High Gloss Paint
<b>Rectangle cont'd.</b>	B5W-XXXXX							BSB-XX	BSP-XX	BPL-XX	BWV-XX	BHG-XX
	B5W-12048	120 x 48		2	2	11913	11401	2720	2720	734	1062	528
	B5W-12054	120 x 54		2	2	12702	12190	2936	2936	642	1213	528
	B5W-12060	120 x 60		2	2	13584	13072	3152	3152	551	1363	547
	B5W-12072	120 x 72		2	2	15362	14850	3873	3873	246	1863	606
	B5W-13248	132 x 48		3	2	13826	13314	4080	4080	1100	1593	792
	B5W-13254	132 x 54		3	2	14844	14332	4404	4404	964	1819	792
	B5W-13260	132 x 60		3	2	15762	15250	4729	4729	827	2045	820
	B5W-13272	132 x 72		3	3	19066	18554	5810	5810	369	2795	909
	B5W-14448	144 x 48		3	2	14496	13984	4080	4080	1100	1593	792
	B5W-14454	144 x 54		3	2	15483	14971	4404	4404	964	1819	792
	B5W-14460	144 x 60		3	2	16304	15792	4729	4729	827	2045	820
	B5W-14472	144 x 72		3	3	20135	19623	5810	5810	369	2795	909
	B5W-16848	168 x 48		3	2	15971	15459	4080	4080	1100	1593	792
	B5W-16854	168 x 54		3	2	17165	16632	4404	4404	964	1819	792
	B5W-16860	168 x 60		3	2	18257	17726	4729	4729	827	2045	820
	B5W-16872	168 x 72		3	3	22109	21598	5810	5810	369	2795	909
	B5W-18048	180 x 48		3	2	16476	15943	4080	4080	1100	1593	792
	B5W-18054	180 x 54		3	2	17833	17301	4404	4404	964	1819	792
	B5W-18060	180 x 60		3	2	19220	18689	4729	4729	827	2045	820
	B5W-18072	180 x 72		3	3	22880	22368	5810	5810	369	2795	909
	B5W-19248	192 x 48		3	2	17277	16745	4080	4080	1100	1593	792
	B5W-19254	192 x 54		3	2	18732	18200	4404	4404	964	1819	792
	B5W-19260	192 x 60		3	2	19960	19428	4729	4729	827	2045	820
	B5W-19272	192 x 72		3	4	24692	24179	5810	5810	369	2795	909
	B5W-21648	216 x 48		4	2	20723	20171	5440	5440	1467	2124	1056
	B5W-21654	216 x 54		4	2	22267	21716	5872	5872	1285	2425	1056
	B5W-21660	216 x 60		4	2	23499	22948	6305	6305	1102	2726	1094
	B5W-21672	216 x 72		4	4	29825	29274	7746	7746	492	3727	1213
	B5W-24048	240 x 48		4	3	22788	22198	5152	5152	1586	1921	988
	B5W-24054	240 x 54		4	3	24344	23754	5872	5872	1285	2425	1056
	B5W-24060	240 x 60		4	3	26826	26197	6305	6305	1102	2726	1094
	B5W-24072	240 x 72		4	4	31162	30610	7746	7746	492	3727	1213

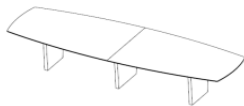
Add Access Door to Base for Wire Management:  
 Colora \$866;  
 High Gloss Paint \$1101;  
 Laminate \$1058;  
 Veneer \$1153;  
 S. Steel (Brushed or Polished) \$1061

# Blade

## Standard Wood Veneer



Shape	Item Code	Length	Width	# of Bases	Top Sections	Qty. 1	Qty. 3	Add Base upgrade: Brushed S. Steel	Add Base upgrade: Polished S. Steel	Add Base upgrade: Laminate	Add Base upgrade: Veneer	Add Base upgrade: High Gloss Paint
<b>Arced Boat</b>	B6W-XXXXX							BSB-XX	BSP-XX	BPL-XX	BWV-XX	BHG-XX
	B6W-7242	72 x 42 / 30		2	1	8276	7763	2576	2576	793	960	494
	B6W-7248	72 x 48 / 35		2	1	8749	8237	2720	2720	734	1062	528
	B6W-8442	84 x 42 / 30		2	1	8955	8443	2576	2576	793	960	494
	B6W-8448	84 x 48 / 35		2	1	9471	8959	2720	2720	734	1062	528
	B6W-9642	96 x 42 / 30		2	1	9551	9039	2576	2576	793	960	494
	B6W-9648	96 x 48 / 35		2	1	10295	9782	2720	2720	734	1062	528
	B6W-9654	96 x 54 / 38		2	1	10754	10242	2936	2936	642	1213	528
	B6W-9660	96 x 60 / 42		2	1	11438	10925	3152	3152	551	1363	547
	B6W-9672	96 x 72 / 48		2	2	13416	12904	3873	3873	246	1863	606
	B6W-10842	108 x 42 / 30		2	1	10738	10226	2576	2576	793	960	494
	B6W-10848	108 x 48 / 35		2	1	11256	10744	2720	2720	734	1062	528
	B6W-10854	108 x 54 / 38		2	1	12010	11498	2936	2936	642	1213	528
	B6W-10860	108 x 60 / 42		2	1	12727	12025	3152	3152	551	1363	547
	B6W-10872	108 x 72 / 48		2	2	14826	14314	3873	3873	246	1863	606
	B6W-12048	120 x 48 / 35		2	2	13415	12903	2720	2720	734	1062	528
	B6W-12054	120 x 54 / 38		2	2	14204	13692	2936	2936	642	1213	528
	B6W-12060	120 x 60 / 42		2	2	15020	14508	3152	3152	551	1363	547
	B6W-12072	120 x 72 / 48		2	2	15823	15311	3873	3873	246	1863	606
	B6W-13248	132 x 48 / 35		3	2	15328	14816	4080	4080	1100	1593	792
	B6W-13254	132 x 54 / 38		3	2	16282	15769	4404	4404	964	1819	792
	B6W-13260	132 x 60 / 42		3	2	17199	16687	4729	4729	827	2045	820
	B6W-13272	132 x 72 / 48		3	3	18489	17977	5810	5810	369	2795	909
	B6W-14448	144 x 48 / 35		3	2	15993	15481	4080	4080	1100	1593	792
	B6W-14454	144 x 54 / 38		3	2	16979	16467	4404	4404	964	1819	792
	B6W-14460	144 x 60 / 42		3	2	17996	17484	4729	4729	827	2045	820
	B6W-14472	144 x 72 / 48		3	3	19876	19363	5810	5810	369	2795	909
	B6W-16848	168 x 48 / 35		3	2	17526	17014	4080	4080	1100	1593	792
	B6W-16854	168 x 54 / 38		3	2	18720	18187	4404	4404	964	1819	792
	B6W-16860	168 x 60 / 42		3	2	19812	19281	4729	4729	827	2045	820
	B6W-16872	168 x 72 / 48		3	3	23144	22632	5810	5810	369	2795	909
	B6W-18048	180 x 48 / 35		3	2	18227	17695	4080	4080	1100	1593	792
	B6W-18054	180 x 54 / 38		3	2	19422	18890	4404	4404	964	1819	792
	B6W-18060	180 x 60 / 42		3	2	20580	20049	4729	4729	827	2045	820
	B6W-18072	180 x 72 / 48		3	3	24501	23988	5810	5810	369	2795	909
	B6W-19248	192 x 48 / 35		3	2	19363	18832	4080	4080	1100	1593	792
	B6W-19254	192 x 54 / 38		3	2	20625	20093	4404	4404	964	1819	792
	B6W-19260	192 x 60 / 42		3	2	21852	21320	4729	4729	827	2045	820
	B6W-19272	192 x 72 / 48		3	4	26390	25878	5810	5810	369	2795	909
	B6W-21648	216 x 48 / 35		4	2	22261	21710	5440	5440	1467	2124	1056
	B6W-21654	216 x 54 / 38		4	2	23805	23254	5872	5872	1285	2425	1056
	B6W-21660	216 x 60 / 42		4	2	25231	24680	6305	6305	1102	2726	1094
	B6W-21672	216 x 72 / 48		4	4	31623	31072	7746	7746	492	3727	1213
	B6W-24048	240 x 48 / 35		4	3	25620	25029	5152	5152	1586	1921	988
	B6W-24054	240 x 54 / 38		4	3	27371	26463	5872	5872	1285	2425	1056
	B6W-24060	240 x 60 / 42		4	3	28813	28183	6305	6305	1102	2726	1094
	B6W-24072	240 x 72 / 48		4	4	35683	35132	7746	7746	492	3727	1213

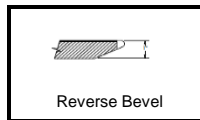


Add Access Door to Base for Wire Management:  
 Colora \$866;  
 High Gloss Paint \$1101;  
 Laminate \$1058;  
 Veneer \$1153;  
 S. Steel (Brushed or Polished) \$1061



# Blade

## Standard Wood Veneer

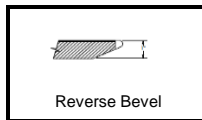


Shape	Item Code	Length	Width	# of Bases	Top Sections	Qty. 1	Qty. 3	Add Base upgrade: Brushed S. Steel	Add Base upgrade: Polished S. Steel	Add Base upgrade: Laminate	Add Base upgrade: Veneer	Add Base upgrade: High Gloss Paint
<b>Arced Wedge</b>	B9W-XXXXX							BSB-XX	BSP-XX	BPL-XX	BWV-XX	BHG-XX
	B9W-7242	72 x 42 / 30		2	1	8276	7763	2576	2576	793	960	494
	B9W-7248	72 x 48 / 35		2	1	8749	8237	2720	2720	734	1062	528
	B9W-8442	84 x 42 / 30		2	1	8955	8443	2576	2576	793	960	494
	B9W-8448	84 x 48 / 35		2	1	9471	8959	2720	2720	734	1062	528
	B9W-9642	96 x 42 / 30		2	1	9551	9039	2576	2576	793	960	494
	B9W-9648	96 x 48 / 35		2	1	10295	9782	2720	2720	734	1062	528
	B9W-9654	96 x 54 / 38		2	1	10754	10242	2936	2936	642	1213	528
	B9W-9660	96 x 60 / 42		2	1	11438	10925	3152	3152	551	1363	547
	B9W-9672	96 x 72 / 48		2	2	13416	12904	3873	3873	246	1863	606
	B9W-10842	108 x 42 / 30		2	1	10738	10226	2576	2576	793	960	494
	B9W-10848	108 x 48 / 35		2	1	11256	10744	2720	2720	734	1062	528
	B9W-10854	108 x 54 / 38		2	1	12010	11498	2936	2936	642	1213	528
	B9W-10860	108 x 60 / 42		2	1	12727	12025	3152	3152	551	1363	547
	B9W-10872	108 x 72 / 48		2	2	14826	14314	3873	3873	246	1863	606
	B9W-12048	120 x 48 / 35		2	2	13415	12903	2720	2720	734	1062	528
	B9W-12054	120 x 54 / 38		2	2	14204	13692	2936	2936	642	1213	528
	B9W-12060	120 x 60 / 42		2	2	15020	14508	3152	3152	551	1363	547
	B9W-12072	120 x 72 / 48		2	2	15823	15311	3873	3873	246	1863	606
	B9W-13248	132 x 48 / 35		3	2	15328	14816	4080	4080	1100	1593	792
	B9W-13254	132 x 54 / 38		3	2	16282	15769	4404	4404	964	1819	792
	B9W-13260	132 x 60 / 42		3	2	17199	16687	4729	4729	827	2045	820
	B9W-13272	132 x 72 / 48		3	3	18489	17977	5810	5810	369	2795	909
	B9W-14448	144 x 48 / 35		3	2	15993	15481	4080	4080	1100	1593	792
	B9W-14454	144 x 54 / 38		3	2	16979	16467	4404	4404	964	1819	792
	B9W-14460	144 x 60 / 42		3	2	17996	17484	4729	4729	827	2045	820
	B9W-14472	144 x 72 / 48		3	3	19876	19363	5810	5810	369	2795	909
	B9W-16848	168 x 48 / 35		3	2	17526	17014	4080	4080	1100	1593	792
	B9W-16854	168 x 54 / 38		3	2	18720	18187	4404	4404	964	1819	792
	B9W-16860	168 x 60 / 42		3	2	19812	19281	4729	4729	827	2045	820
	B9W-16872	168 x 72 / 48		3	3	23144	22632	5810	5810	369	2795	909
	B9W-18048	180 x 48 / 35		3	2	18227	17695	4080	4080	1100	1593	792
	B9W-18054	180 x 54 / 38		3	2	19422	18890	4404	4404	964	1819	792
	B9W-18060	180 x 60 / 42		3	2	20580	20049	4729	4729	827	2045	820
	B9W-18072	180 x 72 / 48		3	3	24501	23988	5810	5810	369	2795	909
	B9W-19248	192 x 48 / 35		3	2	19363	18832	4080	4080	1100	1593	792
	B9W-19254	192 x 54 / 38		3	2	20625	20093	4404	4404	964	1819	792
	B9W-19260	192 x 60 / 42		3	2	21852	21320	4729	4729	827	2045	820
	B9W-19272	192 x 72 / 48		3	4	26390	25878	5810	5810	369	2795	909
	B9W-21648	216 x 48 / 35		4	2	22261	21710	5440	5440	1467	2124	1056
	B9W-21654	216 x 54 / 38		4	2	23805	23254	5872	5872	1285	2425	1056
	B9W-21660	216 x 60 / 42		4	2	25231	24680	6305	6305	1102	2726	1094
	B9W-21672	216 x 72 / 48		4	4	31623	31072	7746	7746	492	3727	1213
	B9W-24048	240 x 48 / 35		4	3	25620	25029	5152	5152	1586	1921	988
	B9W-24054	240 x 54 / 38		4	3	27371	26463	5872	5872	1285	2425	1056
	B9W-24060	240 x 60 / 42		4	3	28813	28183	6305	6305	1102	2726	1094
	B9W-24072	240 x 72 / 48		4	4	35683	35132	7746	7746	492	3727	1213

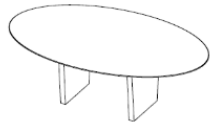
Add Access Door to Base for Wire Management:  
 Colora \$866;  
 High Gloss Paint \$1101;  
 Laminate \$1058;  
 Veneer \$1153;  
 S. Steel (Brushed or Polished) \$1061

# Blade

## Standard Wood Veneer



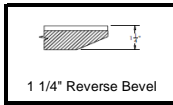
Shape	Item Code	Length	Width h	# of Bases	Top Sections	Qty. 1	Qty. 3	Add Base upgrade: Brushed S. Steel	Add Base upgrade: Polished S. Steel	Add Base upgrade: Laminate	Add Base upgrade: Veneer	Add Base upgrade: High Gloss Paint
Oval	B10W-XXXXX							BSB-XX	BSP-XX	BPL-XX	BWV-XX	BHG-XX
	B10W-7242	72 x 42	2	1		8276	7763	2576	2576	793	960	494
	B10W-7248	72 x 48	2	1		8749	8237	2720	2720	734	1062	528
	B10W-8442	84 x 42	2	1		8955	8443	2576	2576	793	960	494
	B10W-8448	84 x 48	2	1		9471	8959	2720	2720	734	1062	528
	B10W-9642	96 x 42	2	1		9551	9039	2576	2576	793	960	494
	B10W-9648	96 x 48	2	1		10295	9782	2720	2720	734	1062	528
	B10W-9654	96 x 54	2	1		10754	10242	2936	2936	642	1213	528
	B10W-9660	96 x 60	2	1		11438	10925	3152	3152	551	1363	547
	B10W-9672	96 x 72	2	2		13416	12904	3873	3873	246	1863	606
	B10W-10842	108 x 42	2	1		10738	10226	2576	2576	793	960	494
	B10W-10848	108 x 48	2	1		11256	10744	2720	2720	734	1062	528
	B10W-10854	108 x 54	2	1		12010	11498	2936	2936	642	1213	528
	B10W-10860	108 x 60	2	1		12727	12025	3152	3152	551	1363	547
	B10W-10872	108 x 72	2	2		14826	14314	3873	3873	246	1863	606
	B10W-12048	120 x 48	2	2		13415	12903	2720	2720	734	1062	528
	B10W-12054	120 x 54	2	2		14204	13692	2936	2936	642	1213	528
	B10W-12060	120 x 60	2	2		15020	14508	3152	3152	551	1363	547
	B10W-12072	120 x 72	2	2		15823	15311	3873	3873	246	1863	606
	B10W-13248	132 x 48	3	2		15328	14816	4080	4080	1100	1593	792
	B10W-13254	132 x 54	3	2		16282	15769	4404	4404	964	1819	792
	B10W-13260	132 x 60	3	2		17199	16687	4729	4729	827	2045	820
	B10W-13272	132 x 72	3	3		18489	17977	5810	5810	369	2795	909
	B10W-14448	144 x 48	3	2		15993	15481	4080	4080	1100	1593	792
	B10W-14454	144 x 54	3	2		16979	16467	4404	4404	964	1819	792
	B10W-14460	144 x 60	3	2		17996	17484	4729	4729	827	2045	820
	B10W-14472	144 x 72	3	3		19876	19363	5810	5810	369	2795	909
	B10W-16848	168 x 48	3	2		17526	17014	4080	4080	1100	1593	792
	B10W-16854	168 x 54	3	2		18720	18187	4404	4404	964	1819	792
	B10W-16860	168 x 60	3	2		19812	19281	4729	4729	827	2045	820
B10W-16872	168 x 72	3	3		23144	22632	5810	5810	369	2795	909	
B10W-18048	180 x 48	3	2		18227	17695	4080	4080	1100	1593	792	
B10W-18054	180 x 54	3	2		19422	18890	4404	4404	964	1819	792	
B10W-18060	180 x 60	3	2		20580	20049	4729	4729	827	2045	820	
B10W-18072	180 x 72	3	3		24501	23988	5810	5810	369	2795	909	
B10W-19248	192 x 48	3	2		19363	18832	4080	4080	1100	1593	792	
B10W-19254	192 x 54	3	2		20625	20093	4404	4404	964	1819	792	
B10W-19260	192 x 60	3	2		21852	21320	4729	4729	827	2045	820	
B10W-19272	192 x 72	3	4		26390	25878	5810	5810	369	2795	909	
B10W-21648	216 x 48	4	2		22261	21710	5440	5440	1467	2124	1056	
B10W-21654	216 x 54	4	2		23805	23254	5872	5872	1285	2425	1056	
B10W-21660	216 x 60	4	2		25231	24680	6305	6305	1102	2726	1094	
B10W-21672	216 x 72	4	4		31623	31072	7746	7746	492	3727	1213	
B10W-24048	240 x 48	4	3		25620	25029	5152	5152	1586	1921	988	
B10W-24054	240 x 54	4	3		27371	26463	5872	5872	1285	2425	1056	
B10W-24060	240 x 60	4	3		28813	28183	6305	6305	1102	2726	1094	
B10W-24072	240 x 72	4	4		35683	35132	7746	7746	492	3727	1213	



Add Access Door to Base for Wire Management:  
 Colora \$866;  
 High Gloss Paint \$1101;  
 Laminate \$1058;  
 Veneer \$1153;  
 S. Steel (Brushed or Polished) \$1061

# Blade

## Vidro - Back painted glass

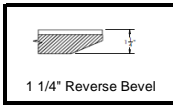


Shape	Item code	Length	Width	# of Bases	Top Sections	Qty. 1	Qty. 3	Add to Qty. 1 for Matte	Add to Qty. 3 for Matte	Add Base upgrade: Brushed S. Steel	Add Base upgrade: Polished S. Steel	Add Base upgrade: Laminate	Add Base upgrade: Veneer	Add Base upgrade: High Gloss Paint	Add crate net
	<b>Round</b>							1VM-XX		BSB-XX	BSP-XX	BPL-XX	BWV-XX	BHG-XX	CR-XX
	B1V-36	36 0	CR	1	5830	5660	570	393	3938	3938	1681	2007	1193	125	
	B1V-42	42 0	CR	1	6834	6534	771	724	4226	4226	1558	2206	1216	147	
	B1V-48	48 0	CR	1	7715	7415	972	925	4370	4370	1499	2308	1250	168	
	B1V-54	54 0	CR	1	9078	8778	1240	1194	4752	4752	1543	2594	1332	189	
	B1V-60	60 0	CR	1	10052	9752	1460	1413	4968	4968	1452	2744	1352	210	
	B1V-72	72 0	CR	1	13469	13169	2149	2102	5689	5689	1147	3245	1411	343	
	<b>Square</b>							7VM-XXXX		BSB-XX	BSP-XX	BPL-XX	BWV-XX	BHG-XX	CR-XXXX
	B7V-3636	36 x 36	CR	1	5741	5571	557	379	3938	3938	1681	2007	1193	125	
	B7V-4242	42 x 42	CR	1	6643	6343	740	693	4226	4226	1558	2206	1216	147	
	B7V-4848	48 x 48	CR	1	7520	7219	942	896	4370	4370	1499	2308	1250	168	
	B7V-5454	54 x 54	CR	1	8500	8200	1142	1095	4752	4752	1543	2594	1332	189	
	B7V-6060	60 x 60	CR	1	9470	9170	1361	1314	4968	4968	1452	2744	1352	210	
	B7V-7272	72 x 72	CR	1	12766	12466	2052	2006	5689	5689	1147	3245	1411	343	
	<b>Rectangle</b>							5VM-XXXXX		BSB-XX	BSP-XX	BPL-XX	BWV-XX	BHG-XX	CR-XXXXX
	B5V-7236	72 x 36	2	1	7611	7310	1121	1075	2287	2287	916	761	471	229	
	B5V-7242	72 x 42	2	1	8258	7958	1256	1209	2576	2576	793	960	494	209	
	B5V-7248	72 x 48	2	1	8851	8551	1403	1357	2720	2720	734	1062	528	253	
	B5V-8442	84 x 42	2	1	8896	8596	1414	1367	2576	2576	793	960	494	267	
	B5V-8448	84 x 48	2	1	9483	9183	1570	1523	2720	2720	734	1062	528	267	
	B5V-9642	96 x 42	2	1	9579	9279	1583	1536	2576	2576	793	960	494	292	
	B5V-9648	96 x 48	2	1	10218	9918	1757	1712	2720	2720	734	1062	528	305	
	B5V-9654	96 x 54	2	1	11484	11184	2042	1995	2936	2936	642	1213	528	311	
	B5V-9660	96 x 60	2	1	12592	11772	2289	2147	3152	3152	551	1363	547	318	
	B5V-9672	96 x 72	2	2	16339	15519	2687	2545	3873	3873	246	1863	606	458	
	B5V-10842	108 x 42	2	1	11406	11106	1857	1810	2576	2576	793	960	494	343	
	B5V-10848	108 x 48	2	1	12236	11936	2079	2032	2720	2720	734	1062	528	343	
	B5V-10854	108 x 54	2	1	13497	13197	2372	2326	2936	2936	642	1213	528	348	
	B5V-10860	108 x 60	2	1	14408	13587	2594	2452	3152	3152	551	1363	547	352	
B5V-10872	108 x 72	2	2	18197	17378	3037	2895	3873	3873	246	1863	606	484		

Add Access Door to Base for Wire Management: Colora \$866; High Gloss Paint \$1101; Laminate \$1058; Veneer \$1153; S. Steel (Brushed or Polished) \$1061

Blade

Vidro - Back painted glass



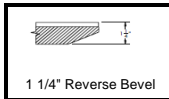
Shape	Item code	Length	Width	# of Bases	Top Sections	Qty. 1	Qty. 3	Add to Qty. 1 for Matte	Add to Qty. 3 for Matte	Add Base upgrade: Brushed S. Steel	Add Base upgrade: Polished S. Steel	Add Base upgrade: Laminate	Add Base upgrade: Veneer	Add Base upgrade: High Gloss Paint	Add crate net
Rectangle cont'd.	B5V-XXXXX							5VM-XXXXX		BSB-XX	BSP-XX	BPL-XX	BWV-XX	BHG-XX	CR-XXXXX
	B5V-12048	120 x 48		2	2	13646	12826	2400	2258	2720	2720	734	1062	528	382
	B5V-12054	120 x 54		2	2	14635	13816	2653	2511	2936	2936	642	1213	528	402
	B5V-12060	120 x 60		2	2	15532	14713	2883	2741	3152	3152	551	1363	547	420
	B5V-12072	120 x 72		2	2	17406	16587	3343	3201	3873	3873	246	1863	606	504
	B5V-13248	132 x 48		3	2	15584	14765	2577	2435	4080	4080	1100	1593	792	420
	B5V-13254	132 x 54		3	2	16692	15872	2851	2709	4404	4404	964	1819	792	441
	B5V-13260	132 x 60		3	2	17772	16953	3113	2971	4729	4729	827	2045	820	462
	B5V-13272	132 x 72		3	3	22387	21568	3696	3554	5810	5810	369	2795	909	554
	B5V-14448	144 x 48		3	2	16151	15332	2742	2600	4080	4080	1100	1593	792	458
	B5V-14454	144 x 54		3	2	17311	16490	3037	2895	4404	4404	964	1819	792	481
	B5V-14460	144 x 60		3	2	18442	17623	3320	3178	4729	4729	827	2045	820	504
	B5V-14472	144 x 72		3	3	23487	22668	4003	3861	5810	5810	369	2795	909	604
	B5V-16848	168 x 48		3	2	17352	16533	3192	3050	4080	4080	1100	1593	792	589
	B5V-16854	168 x 54		3	2	18755	17915	3397	3255	4404	4404	964	1819	792	589
	B5V-16860	168 x 60		3	2	20129	19290	3744	3602	4729	4729	827	2045	820	589
	B5V-16872	168 x 72		3	3	25723	24904	4569	4427	5810	5810	369	2795	909	704
	B5V-18048	180 x 48		3	2	18153	17314	3239	3097	4080	4080	1100	1593	792	504
	B5V-18054	180 x 54		3	2	19996	19157	3691	3549	4404	4404	964	1819	792	568
	B5V-18060	180 x 60		3	3	21424	20585	4058	3916	4729	4729	827	2045	820	630
	B5V-18072	180 x 72		3	3	26863	26043	4875	4733	5810	5810	369	2795	909	755
	B5V-19248	192 x 48		3	2	19434	18595	3536	3394	4080	4080	1100	1593	792	672
	B5V-19254	192 x 54		3	2	21266	20426	3994	3852	4404	4404	964	1819	792	672
	B5V-19260	192 x 60		3	3	22810	21971	4395	4253	4729	4729	827	2045	820	672
	B5V-19272	192 x 72		3	4	28654	27835	5299	5157	5810	5810	369	2795	909	836
	B5V-21648	216 x 48		4	3	23657	22797	4059	3917	5440	5440	1467	2124	1056	604
	B5V-21654	216 x 54		4	3	25670	24811	4523	4381	5872	5872	1285	2425	1056	680
	B5V-21660	216 x 60		4	3	27394	26535	4965	4823	6305	6305	1102	2726	1094	755
	B5V-21672	216 x 72		4	4	34016	33157	5966	5824	7746	7746	492	3727	1213	905
	B5V-24048	240 x 48		4	3	25182	24284	4412	4271	5152	5152	1586	1921	988	762
	B5V-24054	240 x 54		4	3	27308	26410	4919	4777	5872	5872	1285	2425	1056	811
	B5V-24060	240 x 60		4	3	29197	28260	5425	5283	6305	6305	1102	2726	1094	838
	B5V-24072	240 x 72		4	4	36563	35703	6602	6460	7746	7746	492	3727	1213	1005



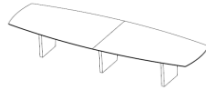
Add Access Door to Base for Wire Management:  
 Cora \$866;  
 High Gloss Paint \$1101;  
 Laminate \$1058;  
 Veneer \$1153;  
 S. Steel (Brushed or Polished) \$1061

Blade

Vidro - Back painted glass



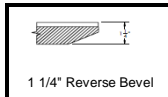
Shape	Item Code	Length	Width	# of Bases	Top Sections	Qty. 1	Qty. 3	Add to Qty. 1 for Matte	Add to Qty. 3 for Matte	Add Base upgrade: Brushed S. Steel	Add Base upgrade: Polished S. Steel	Add Base upgrade: Laminate	Add Base upgrade: Veneer	Add Base upgrade: High Gloss Paint	Add crate net
Aced Boat	B6V-XXXXX							6VM-XXXXX		BSB-XX	BSP-XX	BPL-XX	BWV-XX	BHG-XX	CR-XXXXX
	B6V-7242	72 x 42 / 30	2	1	9021	8721	1380	1333	2576	2576	793	960	494	242	
	B6V-7248	72 x 48 / 35	2	1	9613	9313	1526	1480	2720	2720	734	1062	528	253	
	B6V-8442	84 x 42 / 30	2	1	9718	9418	1537	1490	2576	2576	793	960	494	267	
	B6V-8448	84 x 48 / 35	2	1	10305	10005	1693	1646	2720	2720	734	1062	528	267	
	B6V-9642	96 x 42 / 30	2	1	10459	10159	1708	1661	2576	2576	793	960	494	292	
	B6V-9648	96 x 48 / 35	2	1	11099	10799	1882	1835	2720	2720	734	1062	528	305	
	B6V-9654	96 x 54 / 38	2	1	12364	12064	2165	2118	2936	2936	642	1213	528	311	
	B6V-9660	96 x 60 / 42	2	1	13537	12654	2347	2268	3152	3152	551	1363	547	318	
	B6V-9672	96 x 72 / 48	2	2	15328	14508	2811	2669	3873	3873	246	1863	606	458	
	B6V-10842	108 x 42 / 30	2	1	12960	12660	2104	2057	2576	2576	793	960	494	343	
	B6V-10848	108 x 48 / 35	2	1	13791	13490	2325	2278	2720	2720	734	1062	528	343	
	B6V-10854	108 x 54 / 38	2	1	15051	14751	2617	2571	2936	2936	642	1213	528	348	
	B6V-10860	108 x 60 / 42	2	1	15961	15142	2839	2697	3152	3152	551	1363	547	352	
	B6V-10872	108 x 72 / 48	2	2	17860	17041	3282	3140	3873	3873	246	1863	606	484	
	B6V-12048	120 x 48 / 35	2	2	15261	14441	2644	2502	2720	2720	734	1062	528	382	
	B6V-12054	120 x 54 / 38	2	2	16249	15429	2897	2755	2936	2936	642	1213	528	402	
	B6V-12060	120 x 60 / 42	2	2	17147	16327	3128	2986	3152	3152	551	1363	547	420	
	B6V-12072	120 x 72 / 48	2	2	19021	18200	3588	3446	3873	3873	246	1863	606	504	
	B6V-13248	132 x 48 / 35	3	2	17199	16379	2822	2680	4080	4080	1100	1593	792	420	
	B6V-13254	132 x 54 / 38	3	2	18305	17486	3096	2954	4404	4404	964	1819	792	441	
	B6V-13260	132 x 60 / 42	3	2	19386	18567	3358	3216	4729	4729	827	2045	820	462	
	B6V-13272	132 x 72 / 48	3	3	23999	23180	3943	3801	5810	5810	369	2795	909	554	
	B6V-14448	144 x 48 / 35	3	2	17824	17005	2987	2845	4080	4080	1100	1593	792	458	
	B6V-14454	144 x 54 / 38	3	2	18982	18163	3282	3140	4404	4404	964	1819	792	481	
	B6V-14460	144 x 60 / 42	3	2	20116	19296	3566	3424	4729	4729	827	2045	820	504	
	B6V-14472	144 x 72 / 48	3	3	25159	24340	4248	4106	5810	5810	369	2795	909	604	
	B6V-16848	168 x 48 / 35	3	2	19214	18394	3307	3165	4080	4080	1100	1593	792	589	
	B6V-16854	168 x 54 / 38	3	2	20485	19646	3643	3501	4404	4404	964	1819	792	589	
	B6V-16860	168 x 60 / 42	3	2	21860	21022	3990	3848	4729	4729	827	2045	820	589	
	B6V-16872	168 x 72 / 48	3	3	27455	26635	4813	4671	5810	5810	369	2795	909	704	
	B6V-18048	180 x 48 / 35	3	2	19885	19045	3484	3342	4080	4080	1100	1593	792	504	
	B6V-18054	180 x 54 / 38	3	2	21728	20888	3936	3794	4404	4404	964	1819	792	568	
	B6V-18060	180 x 60 / 42	3	3	23157	22317	4303	4161	4729	4729	827	2045	820	630	
	B6V-18072	180 x 72 / 48	3	3	28595	27775	5120	4978	5810	5810	369	2795	909	755	
	B6V-19248	192 x 48 / 35	3	2	21697	20858	3781	3639	4080	4080	1100	1593	792	672	
B6V-19254	192 x 54 / 38	3	2	23529	22689	4239	4097	4404	4404	964	1819	792	672		
B6V-19260	192 x 60 / 42	3	3	25074	24236	4639	3670	4729	4729	827	2045	820	672		
B6V-19272	192 x 72 / 48	3	4	30916	30097	5651	5509	5810	5810	369	2795	909	836		
B6V-21648	216 x 48 / 35	4	3	26238	25380	4504	4283	5440	5440	1467	2124	1056	604		
B6V-21654	216 x 54 / 38	4	3	28252	27394	4890	4748	5872	5872	1285	2425	1056	680		
B6V-21660	216 x 60 / 42	4	3	29977	29118	5332	5190	6305	6305	1102	2726	1094	755		
B6V-21672	216 x 72 / 48	4	4	36599	35739	6334	6191	7746	7746	492	3727	1213	905		
B6V-24048	240 x 48 / 30	4	3	26987	26089	4510	4367	5152	5152	1586	1921	988	762		
B6V-24054	240 x 54 / 38	4	3	29094	28196	6791	6649	5872	5872	1285	2425	1056	811		
B6V-24060	240 x 60 / 42	4	3	30966	30029	7315	7173	6305	6305	1102	2726	1094	838		
B6V-24072	240 x 72 / 48	4	4	38296	37437	8527	8386	7746	7746	492	3727	1213	1005		



Add Access Door to Base for Wire Management:  
 Colora \$866;  
 High Gloss Paint \$1101;  
 Laminate \$1058;  
 Veneer \$1153;  
 S. Steel (Brushed or Polished) \$1061

Blade

Vidro - Back painted glass



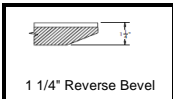
Shape	Item Code	Length	Width	# of Bases	Top Sections	Qty. 1	Qty. 3	Add to Qty. 1 for Matte	Add to Qty. 3 for Matte	Add Base upgrade: Brushed S. Steel	Add Base upgrade: Polished S. Steel	Add Base upgrade: Laminate	Add Base upgrade: Veneer	Add Base upgrade: High Gloss Paint	Add crate net
<b>Wedge</b>	B9V-XXXXX							9VM-XXXXX		BSB-XX	BSP-XX	BPL-XX	BWV-XX	BHG-XX	CR-XXXXX
	B9V-7242	72 x 42 / 30		2	1	9021	8721	1380	1333	2576	2576	793	960	494	242
	B9V-7248	72 x 48 / 35		2	1	9613	9313	1526	1480	2720	2720	734	1062	528	253
	B9V-8442	84 x 42 / 30		2	1	9718	9418	1537	1490	2576	2576	793	960	494	267
	B9V-8448	84 x 48 / 35		2	1	10305	10005	1693	1646	2720	2720	734	1062	528	267
	B9V-9642	96 x 42 / 30		2	1	10459	10159	1708	1661	2576	2576	793	960	494	292
	B9V-9648	96 x 48 / 35		2	1	11099	10799	1882	1835	2720	2720	734	1062	528	305
	B9V-9654	96 x 54 / 38		2	1	12364	12064	2165	2118	2936	2936	642	1213	528	311
	B9V-9660	96 x 60 / 42		2	1	13537	12654	2347	2268	3152	3152	551	1363	547	318
	B9V-9672	96 x 72 / 48		2	2	15328	14508	2811	2669	3873	3873	246	1863	606	458
	B9V-10842	108 x 42 / 30		2	1	12960	12660	2104	2057	2576	2576	793	960	494	343
	B9V-10848	108 x 48 / 35		2	1	13791	13490	2325	2278	2720	2720	734	1062	528	343
	B9V-10854	108 x 54 / 38		2	1	15051	14751	2617	2571	2936	2936	642	1213	528	348
	B9V-10860	108 x 60 / 42		2	1	15961	15142	2839	2697	3152	3152	551	1363	547	352
	B9V-10872	108 x 72 / 48		2	2	17860	17041	3282	3140	3873	3873	246	1863	606	484
	B9V-12048	120 x 48 / 35		2	2	15261	14441	2644	2502	2720	2720	734	1062	528	382
	B9V-12054	120 x 54 / 38		2	2	16249	15429	2897	2755	2936	2936	642	1213	528	402
	B9V-12060	120 x 60 / 42		2	2	17147	16327	3128	2986	3152	3152	551	1363	547	420
	B9V-12072	120 x 72 / 48		2	2	19021	18200	3588	3446	3873	3873	246	1863	606	504
	B9V-13248	132 x 48 / 35		3	2	17199	16379	2822	2680	4080	4080	1100	1593	792	420
	B9V-13254	132 x 54 / 38		3	2	18305	17486	3096	2954	4404	4404	964	1819	792	441
	B9V-13260	132 x 60 / 42		3	2	19386	18567	3358	3216	4729	4729	827	2045	820	462
	B9V-13272	132 x 72 / 48		3	3	23999	23180	3943	3801	5810	5810	369	2795	909	554
	B9V-14448	144 x 48 / 35		3	2	17824	17005	2987	2845	4080	4080	1100	1593	792	458
	B9V-14454	144 x 54 / 38		3	2	18982	18163	3282	3140	4404	4404	964	1819	792	481
	B9V-14460	144 x 60 / 42		3	2	20116	19296	3566	3424	4729	4729	827	2045	820	504
	B9V-14472	144 x 72 / 48		3	3	25159	24340	4248	4106	5810	5810	369	2795	909	604
	B9V-16848	168 x 48 / 35		3	2	19214	18394	3307	3165	4080	4080	1100	1593	792	589
	B9V-16854	168 x 54 / 38		3	2	20485	19646	3643	3501	4404	4404	964	1819	792	589
	B9V-16860	168 x 60 / 42		3	2	21860	21022	3990	3848	4729	4729	827	2045	820	589
	B9V-16872	168 x 72 / 48		3	3	27455	26635	4813	4671	5810	5810	369	2795	909	704
	B9V-18048	180 x 48 / 35		3	2	19885	19045	3484	3342	4080	4080	1100	1593	792	504
	B9V-18054	180 x 54 / 38		3	2	21728	20888	3936	3794	4404	4404	964	1819	792	568
	B9V-18060	180 x 60 / 42		3	3	23157	22317	4303	4161	4729	4729	827	2045	820	630
	B9V-18072	180 x 72 / 48		3	3	28595	27775	5120	4978	5810	5810	369	2795	909	755
	B9V-19248	192 x 48 / 35		3	2	21697	20858	3781	3639	4080	4080	1100	1593	792	672
	B9V-19254	192 x 54 / 38		3	2	23529	22689	4239	4097	4404	4404	964	1819	792	672
	B9V-19260	192 x 60 / 42		3	3	25074	24236	4639	3670	4729	4729	827	2045	820	672
	B9V-19272	192 x 72 / 48		3	4	30916	30097	5651	5509	5810	5810	369	2795	909	836
	B9V-21648	216 x 48 / 35		4	3	26238	25380	4504	4283	5440	5440	1467	2124	1056	604
	B9V-21654	216 x 54 / 38		4	3	28252	27394	4890	4748	5872	5872	1285	2425	1056	680
	B9V-21660	216 x 60 / 42		4	3	29977	29118	5332	5190	6305	6305	1102	2726	1094	755
	B9V-21672	216 x 72 / 48		4	4	36599	35739	6334	6191	7746	7746	492	3727	1213	905
	B9V-24048	240 x 48 / 30		4	3	26987	26089	4510	4367	5152	5152	1586	1921	988	762
	B9V-24054	240 x 54 / 38		4	3	29094	28196	6791	6649	5872	5872	1285	2425	1056	811
	B9V-24060	240 x 60 / 42		4	3	30966	30029	7315	7173	6305	6305	1102	2726	1094	838
	B9V-24072	240 x 72 / 48		4	4	38296	37437	8527	8386	7746	7746	492	3727	1213	1005



Add Access Door to Base for Wire Management:  
 Colora \$866;  
 High Gloss Paint \$1101;  
 Laminate \$1058;  
 Veneer \$1153;  
 S. Steel (Brushed or Polished) \$1061

Blade

Vidro - Back painted glass

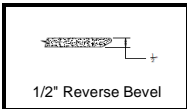





Shape	Item Code	Length	Width h	# of Bases	Top Sections	Qty. 1	Qty. 3	Add to Qty. 1 for Matte	Add to Qty. 3 for Matte	Add Base upgrade: Brushed S. Steel	Add Base upgrade: Polished S. Steel	Add Base upgrade: Laminate	Add Base upgrade: Veneer	Add Base upgrade: High Gloss Paint	Add crate net
<b>Oval</b>	B10V-XXXXX							10VM-XXXXX		BSB-XX	BSP-XX	BPL-XX	BWV-XX	BHG-XX	CR-XXXXX
	B10V-7242	72 x 42	2	1		9021	8721	1380	1333	2576	2576	793	960	494	242
	B10V-7248	72 x 48	2	1		9613	9313	1526	1480	2720	2720	734	1062	528	253
	B10V-8442	84 x 42	2	1		9718	9418	1537	1490	2576	2576	793	960	494	267
	B10V-8448	84 x 48	2	1		10305	10005	1693	1646	2720	2720	734	1062	528	267
	B10V-9642	96 x 42	2	1		10459	10159	1708	1661	2576	2576	793	960	494	292
	B10V-9648	96 x 48	2	1		11099	10799	1882	1835	2720	2720	734	1062	528	305
	B10V-9654	96 x 54	2	1		12364	12064	2165	2118	2936	2936	642	1213	528	311
	B10V-9660	96 x 60	2	1		13537	12654	2347	2268	3152	3152	551	1363	547	318
	B10V-9672	96 x 72	2	2		15328	14508	2811	2669	3873	3873	246	1863	606	458
	B10V-10842	108 x 42	2	1		12960	12660	2104	2057	2576	2576	793	960	494	343
	B10V-10848	108 x 48	2	1		13791	13490	2325	2278	2720	2720	734	1062	528	343
	B10V-10854	108 x 54	2	1		15051	14751	2617	2571	2936	2936	642	1213	528	348
	B10V-10860	108 x 60	2	1		15961	15142	2839	2697	3152	3152	551	1363	547	352
	B10V-10872	108 x 72	2	2		17860	17041	3282	3140	3873	3873	246	1863	606	484
	B10V-12048	120 x 48	2	2		15261	14441	2644	2502	2720	2720	734	1062	528	382
	B10V-12054	120 x 54	2	2		16249	15429	2897	2755	2936	2936	642	1213	528	402
	B10V-12060	120 x 60	2	2		17147	16327	3128	2986	3152	3152	551	1363	547	420
	B10V-12072	120 x 72	2	2		19021	18200	3588	3446	3873	3873	246	1863	606	504
	B10V-13248	132 x 48	3	2		17199	16379	2822	2680	4080	4080	1100	1593	792	420
	B10V-13254	132 x 54	3	2		18305	17486	3096	2954	4404	4404	964	1819	792	441
	B10V-13260	132 x 60	3	2		19386	18567	3358	3216	4729	4729	827	2045	820	462
	B10V-13272	132 x 72	3	3		23999	23180	3943	3801	5810	5810	369	2795	909	554
	B10V-14448	144 x 48	3	2		17824	17005	2987	2845	4080	4080	1100	1593	792	458
	B10V-14454	144 x 54	3	2		18982	18163	3282	3140	4404	4404	964	1819	792	481
	B10V-14460	144 x 60	3	2		20116	19296	3566	3424	4729	4729	827	2045	820	504
	B10V-14472	144 x 72	3	3		25159	24340	4248	4106	5810	5810	369	2795	909	604
	B10V-16848	168 x 48	3	2		19214	18394	3307	3165	4080	4080	1100	1593	792	589
	B10V-16854	168 x 54	3	2		20485	19646	3643	3501	4404	4404	964	1819	792	589
	B10V-16860	168 x 60	3	2		21860	21022	3990	3848	4729	4729	827	2045	820	589
	B10V-16872	168 x 72	3	3		27455	26635	4813	4671	5810	5810	369	2795	909	704
	B10V-18048	180 x 48	3	2		19885	19045	3484	3342	4080	4080	1100	1593	792	504
	B10V-18054	180 x 54	3	2		21728	20888	3936	3794	4404	4404	964	1819	792	568
	B10V-18060	180 x 60	3	3		23157	22317	4303	4161	4729	4729	827	2045	820	630
	B10V-18072	180 x 72	3	3		28595	27775	5120	4978	5810	5810	369	2795	909	755
	B10V-19248	192 x 48	3	2		21697	20858	3781	3639	4080	4080	1100	1593	792	672
	B10V-19254	192 x 54	3	2		23529	22689	4239	4097	4404	4404	964	1819	792	672
	B10V-19260	192 x 60	3	3		25074	24236	4639	3670	4729	4729	827	2045	820	672
	B10V-19272	192 x 72	3	4		30916	30097	5651	5509	5810	5810	369	2795	909	836
	B10V-21648	216 x 48	4	3		26238	25380	4504	4283	5440	5440	1467	2124	1056	604
	B10V-21654	216 x 54	4	3		28252	27394	4890	4748	5872	5872	1285	2425	1056	680
	B10V-21660	216 x 60	4	3		29977	29118	5332	5190	6305	6305	1102	2726	1094	755
	B10V-21672	216 x 72	4	4		36599	35739	6334	6191	7746	7746	492	3727	1213	905
	B10V-24048	240 x 48	4	3		26987	26089	4510	4367	5152	5152	1586	1921	988	762
	B10V-24054	240 x 54	4	3		29094	28196	6791	6649	5872	5872	1285	2425	1056	811
	B10V-24060	240 x 60	4	3		30966	30029	7315	7173	6305	6305	1102	2726	1094	838
	B10V-24072	240 x 72	4	4		38296	37437	8527	8386	7746	7746	492	3727	1213	1005

Add Access Door to Base for Wire Management:  
 Colora \$866;  
 High Gloss Paint \$1101;  
 Laminate \$1058;  
 Veneer \$1153;  
 S. Steel (Brushed or Polished) \$1061

*Blade*

Corian - Glacier White



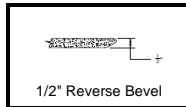
Shape	Item Code	Length	Width	# of Bases	Top Sections	Qty. 1	Qty. 3	Add for 1" thick top	Add Base upgrade: Brushed S. Steel	Add Base upgrade: Polished S. Steel	Add Base upgrade: Laminate	Add Base upgrade: Veneer	Add Base upgrade: High Gloss Paint	Add crate net
<b>Round</b> 	B1C-XX							1CR-XX	BSB-XX	BSP-XX	BPL-XX	BWV-XX	BHG-XX	CR-XX
	B1C-36	36 °	CR	1	5942	5591	840	3938	3938	1681	2007	1193	125	
	B1C-42	42 °	CR	1	6600	6221	979	4226	4226	1558	2206	1216	147	
	B1C-48	48 °	CR	1	7214	6806	1119	4370	4370	1499	2308	1250	168	
	B1C-54	54 °	CR	1	8185	7721	1259	4752	4752	1543	2594	1332	189	
	B1C-60	60 °	CR	1	8986	8494	1398	4968	4968	1452	2744	1352	210	
	B1C-72	72 °	CR	2	12951	12004	1678	5689	5689	1147	3245	1411	343	
<b>Square</b> 	B7C-XXXX							7CR-XX	BSB-XX	BSP-XX	BPL-XX	BWV-XX	BHG-XX	CR-XXXX
	B7C-3636	36 x 36	CR	1	5930	5578	665	3938	3938	1681	2007	1193	125	
	B7C-4242	42 x 42	CR	1	6581	6201	776	4226	4226	1558	2206	1216	147	
	B7C-4848	48 x 48	CR	1	7186	6778	887	4370	4370	1499	2308	1250	168	
	B7C-5454	54 x 54	CR	1	8151	7686	997	4752	4752	1543	2594	1332	189	
	B7C-6060	60 x 60	CR	1	8943	8451	1109	4968	4968	1452	2744	1352	210	
	B7C-7272	72 x 72	CR	2	12777	11831	1330	5689	5689	1147	3245	1411	343	
<b>Rectangle</b> 	B5C-XXXXX							5CR-XX	BSB-XX	BSP-XX	BPL-XX	BWV-XX	BHG-XX	CR-XXXXX
	B5C-7236	72 x 36	2	1	7961	7465	997	2287	2287	916	761	471	229	
	B5C-7242	72 x 42	2	1	8566	8045	1054	2576	2576	793	960	494	209	
	B5C-7248	72 x 48	2	1	9055	8504	1109	2720	2720	734	1062	528	253	
	B5C-8442	84 x 42	2	1	9138	8589	1164	2576	2576	793	960	494	267	
	B5C-8448	84 x 48	2	1	9810	9202	1219	2720	2720	734	1062	528	267	
	B5C-9642	96 x 42	2	1	10114	9452	1275	2576	2576	793	960	494	292	
	B5C-9648	96 x 48	2	1	10821	10100	1330	2720	2720	734	1062	528	305	
	B5C-9654	96 x 54	2	1	11566	10791	1385	2936	2936	642	1213	528	311	
	B5C-9660	96 x 60	2	1	12210	11404	1442	3152	3152	551	1363	547	318	
	B5C-9672	96 x 72	2	2	14789	13701	1552	3873	3873	246	1863	606	458	
	B5C-10842	108 x 42	2	1	11227	10536	1385	2576	2576	793	960	494	343	
	B5C-10848	108 x 48	2	1	11968	11220	1442	2720	2720	734	1062	528	343	
	B5C-10854	108 x 54	2	1	12748	11944	1497	2936	2936	642	1213	528	348	
	B5C-10860	108 x 60	2	1	13568	12706	1552	3152	3152	551	1363	547	352	
B5C-10872	108 x 72	2	2	15995	14878	1663	3873	3873	246	1863	606	484		

Add Access Door to Base for Wire Management: Colora \$866; High Gloss Paint \$1101; Laminate \$1058; Veneer \$1153; S. Steel (Brushed or Polished) \$1061



# Blade

## Corian - Glacier White

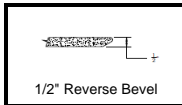


Shape & Item Code	Shape & Item Code	Length	Width	# of Bases	Top Sections	Qty. 1	Qty. 3	Add for 1" thick top	Add Base upgrade: Brushed S. Steel	Add Base upgrade: Polished S. Steel	Add Base upgrade: Laminate	Add Base upgrade: Veneer	Add Base upgrade: High Gloss Paint	Add crate net
<b>Rectangle cont'd.</b>	B5C-XXXXX							5CR-XXXX	BSB-XX	BSP-XX	BPL-XX	BWV-XX	BHG-XX	CR-XXXXX
	B5C-12048	120 x 48		2	2	12798	11964	1552	2720	2720	734	1062	528	382
	B5C-12054	120 x 54		2	2	13613	12723	1607	2936	2936	642	1213	528	402
	B5C-12060	120 x 60		2	2	14468	13520	1663	3152	3152	551	1363	547	420
	B5C-12072	120 x 72		2	2	16821	15647	1773	3873	3873	246	1863	606	504
	B5C-13248	132 x 48		3	2	14935	14017	1663	4080	4080	1100	1593	792	420
	B5C-13254	132 x 54		3	2	15851	14876	1718	4404	4404	964	1819	792	441
	B5C-13260	132 x 60		3	2	16664	15660	1773	4729	4729	827	2045	820	462
	B5C-13272	132 x 72		3	3	20511	19053	1885	5810	5810	369	2795	909	554
	B5C-14448	144 x 48		3	2	15766	14762	1773	4080	4080	1100	1593	792	458
	B5C-14454	144 x 54		3	2	16716	15655	1830	4404	4404	964	1819	792	481
	B5C-14460	144 x 60		3	2	17704	16588	1885	4729	4729	827	2045	820	504
	B5C-14472	144 x 72		3	3	23039	21184	1995	5810	5810	369	2795	909	604
	B5C-16848	168 x 48		3	2	17975	16744	1995	4080	4080	1100	1593	792	589
	B5C-16854	168 x 54		3	2	19142	17806	2051	4404	4404	964	1819	792	589
	B5C-16860	168 x 60		3	2	20350	18929	2106	4729	4729	827	2045	820	589
	B5C-16872	168 x 72		3	3	25554	23472	2218	5810	5810	369	2795	909	704
	B5C-18048	180 x 48		3	2	18985	17623	2106	4080	4080	1100	1593	792	504
	B5C-18054	180 x 54		3	2	20188	18741	2161	4404	4404	964	1819	792	568
	B5C-18060	180 x 60		3	2	21431	19832	2218	4729	4729	827	2045	820	630
	B5C-18072	180 x 72		3	3	26703	24508	2328	5810	5810	369	2795	909	755
	B5C-19248	192 x 48		3	2	19958	18481	2218	4080	4080	1100	1593	792	672
	B5C-19254	192 x 54		3	2	21053	19518	2273	4404	4404	964	1819	792	672
	B5C-19260	192 x 60		3	2	22330	20710	2328	4729	4729	827	2045	820	672
	B5C-19272	192 x 72		3	4	27853	25545	2439	5810	5810	369	2795	909	836
	B5C-21648	216 x 48		4	3	23806	22110	2439	5440	5440	1467	2124	1056	604
	B5C-21654	216 x 54		4	3	25658	23821	2494	5872	5872	1285	2425	1056	680
	B5C-21660	216 x 60		4	3	27069	25147	2549	6305	6305	1102	2726	1094	755
	B5C-21672	216 x 72		4	4	32366	29904	2661	7746	7746	492	3727	1213	905
	B5C-24048	240 x 48		4	3	25163	23372	2605	5152	5152	1586	1921	988	762
	B5C-24054	240 x 54		4	3	27091	25159	2716	5872	5872	1285	2425	1056	811
	B5C-24060	240 x 60		4	3	28642	26558	2772	6305	6305	1102	2726	1094	838
	B5C-24072	240 x 72		4	4	34800	32239	2882	7746	7746	492	3727	1213	1005

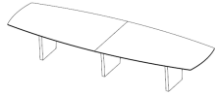
Add Access Door to Base for Wire Management:  
 Colora \$866;  
 High Gloss Paint \$1101;  
 Laminate \$1058;  
 Veneer \$1153;  
 S. Steel (Brushed or Polished) \$1061

Blade

Corian - Glacier White



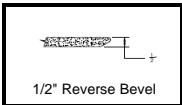
Shape(s)	Item Codes	Length	Width	# of Bases	Top Sections	Qty. 1	Qty. 3	Add for 1" thick top	Add Base upgrade: Brushed S. Steel	Add Base upgrade: Polished S. Steel	Add Base upgrade: Laminate	Add Base upgrade: Veneer	Add Base upgrade: High Gloss Paint	Add crate net
<b>Arced Boat</b>	B6C-XXXXX							6CR-XXXX	BSB-XX	BSP-XX	BPL-XX	BWV-XX	BHG-XX	CR-XXXXX
	B6C-7242	72 x 42 / 30		2	1	8940	8362	1692	2576	2576	793	960	494	209
	B6C-7248	72 x 48 / 35		2	1	9427	8821	1781	2720	2720	734	1062	528	253
	B6C-8442	84 x 42 / 30		2	1	9571	8964	1870	2576	2576	793	960	494	267
	B6C-8448	84 x 48 / 35		2	1	10241	9580	1959	2720	2720	734	1062	528	267
	B6C-9642	96 x 42 / 30		2	1	10607	9888	2048	2576	2576	793	960	494	292
	B6C-9648	96 x 48 / 35		2	1	11312	10535	2137	2720	2720	734	1062	528	305
	B6C-9654	96 x 54 / 38		2	1	12058	11225	2226	2936	2936	642	1213	528	311
	B6C-9660	96 x 60 / 42		2	1	12702	11840	2315	3152	3152	551	1363	547	318
	B6C-9672	96 x 72 / 48		2	2	15280	14135	2493	3873	3873	246	1863	606	458
	B6C-10842	108 x 42 / 30		2	1	11720	10972	2226	2576	2576	793	960	494	343
	B6C-10848	108 x 48 / 35		2	1	12460	11655	2315	2720	2720	734	1062	528	343
	B6C-10854	108 x 54 / 38		2	1	13523	12605	2404	2936	2936	642	1213	528	348
	B6C-10860	108 x 60 / 42		2	1	14343	13369	2493	3152	3152	551	1363	547	352
	B6C-10872	108 x 72 / 48		2	2	16771	15540	2671	3873	3873	246	1863	606	484
	B6C-12048	120 x 48 / 35		2	2	13633	12686	2493	2720	2720	734	1062	528	382
	B6C-12054	120 x 54 / 38		2	2	14448	13444	2582	2936	2936	642	1213	528	402
	B6C-12060	120 x 60 / 42		2	2	15302	14241	2671	3152	3152	551	1363	547	420
	B6C-12072	120 x 72 / 48		2	2	17657	16369	2849	3873	3873	246	1863	606	504
	B6C-13248	132 x 48 / 35		3	2	15770	14738	2671	4080	4080	1100	1593	792	420
	B6C-13254	132 x 54 / 38		3	2	16685	15596	2760	4404	4404	964	1819	792	441
	B6C-13260	132 x 60 / 42		3	2	17498	16381	2849	4729	4729	827	2045	820	462
	B6C-13272	132 x 72 / 48		3	3	21345	19377	3027	5810	5810	369	2795	909	554
	B6C-14448	144 x 48 / 35		3	2	16660	15542	2849	4080	4080	1100	1593	792	458
	B6C-14454	144 x 54 / 38		3	2	17608	16435	2938	4404	4404	964	1819	792	481
	B6C-14460	144 x 60 / 42		3	2	18599	17368	3027	4729	4729	827	2045	820	504
	B6C-14472	144 x 72 / 48		3	3	23933	21965	3205	5810	5810	369	2795	909	604
	B6C-16848	168 x 48 / 35		3	2	18927	17583	3205	4080	4080	1100	1593	792	589
	B6C-16854	168 x 54 / 38		3	2	20095	18647	3294	4404	4404	964	1819	792	589
	B6C-16860	168 x 60 / 42		3	2	21302	19769	3384	4729	4729	827	2045	820	589
	B6C-16872	168 x 72 / 48		3	3	26507	24311	3562	5810	5810	369	2795	909	704
	B6C-18048	180 x 48 / 35		3	2	20080	18574	3384	4080	4080	1100	1593	792	504
	B6C-18054	180 x 54 / 38		3	2	21283	19692	3473	4404	4404	964	1819	792	568
	B6C-18060	180 x 60 / 42		3	2	22526	20849	3562	4729	4729	827	2045	820	630
	B6C-18072	180 x 72 / 48		3	3	27798	25462	3740	5810	5810	369	2795	909	755
	B6C-19248	192 x 48 / 35		3	2	21726	20078	3562	4080	4080	1100	1593	792	672
	B6C-19254	192 x 54 / 38		3	2	22822	21117	3651	4404	4404	964	1819	792	672
	B6C-19260	192 x 60 / 42		3	2	24098	22308	3740	4729	4729	827	2045	820	672
	B6C-19272	192 x 72 / 48		3	4	29620	27142	3918	5810	5810	369	2795	909	836
	B6C-21648	216 x 48 / 35		4	3	25219	23353	3918	5440	5440	1467	2124	1056	604
	B6C-21654	216 x 54 / 38		4	3	27072	25064	4007	5872	5872	1285	2425	1056	680
	B6C-21660	216 x 60 / 42		4	3	28483	26391	4096	6305	6305	1102	2726	1094	755
	B6C-21672	216 x 72 / 48		4	4	33801	31147	4274	7746	7746	492	3727	1213	905
	B6C-24048	240 x 48 / 30		4	3	27286	25324	4185	5152	5152	1586	1921	988	761
	B6C-24054	240 x 54 / 38		4	3	29214	27207	4363	5872	5872	1285	2425	1056	811
	B6C-24060	240 x 60 / 42		4	3	30765	28509	4452	6305	6305	1102	2726	1094	838
	B6C-24072	240 x 72 / 48		4	4	37207	34291	4630	7746	7746	492	3727	1213	1005



Add Access Door to Base for Wire Management:  
 Cora \$866;  
 High Gloss Paint \$1101;  
 Laminate \$1058;  
 Veneer \$1153;  
 S. Steel (Brushed or Polished) \$1061

Blade

Corian - Glacier White



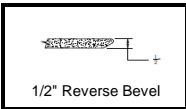
Shape(s)	Item Codes	Length	Width	# of Bases	Top Sections	Qty. 1	Qty. 3	Add for 1" thick top	Add Base upgrade: Brushed S. Steel	Add Base upgrade: Polished S. Steel	Add Base upgrade: Laminate	Add Base upgrade: Veneer	Add Base upgrade: High Gloss Paint	Add crate net
<b>Arced Wedge</b>	B9C-XXXXX							9CR-XXXX	BSB-XX	BSP-XX	BPL-XX	BWV-XX	BHG-XX	CR-XXXXX
	B9C-7242	72 x 42 / 30		2	1	8940	8362	1692	2576	2576	793	960	494	209
	B9C-7248	72 x 48 / 35		2	1	9427	8821	1781	2720	2720	734	1062	528	253
	B9C-8442	84 x 42 / 30		2	1	9571	8964	1870	2576	2576	793	960	494	267
	B9C-8448	84 x 48 / 35		2	1	10241	9580	1959	2720	2720	734	1062	528	267
	B9C-9642	96 x 42 / 30		2	1	10607	9888	2048	2576	2576	793	960	494	292
	B9C-9648	96 x 48 / 35		2	1	11312	10535	2137	2720	2720	734	1062	528	305
	B9C-9654	96 x 54 / 38		2	1	12058	11225	2226	2936	2936	642	1213	528	311
	B9C-9660	96 x 60 / 42		2	1	12702	11840	2315	3152	3152	551	1363	547	318
	B9C-9672	96 x 72 / 48		2	2	15280	14135	2493	3873	3873	246	1863	606	458
	B9C-10842	108 x 42 / 30		2	1	11720	10972	2226	2576	2576	793	960	494	343
	B9C-10848	108 x 48 / 35		2	1	12460	11655	2315	2720	2720	734	1062	528	343
	B9C-10854	108 x 54 / 38		2	1	13523	12605	2404	2936	2936	642	1213	528	348
	B9C-10860	108 x 60 / 42		2	1	14343	13369	2493	3152	3152	551	1363	547	352
	B9C-10872	108 x 72 / 48		2	2	16771	15540	2671	3873	3873	246	1863	606	484
	B9C-12048	120 x 48 / 35		2	2	13633	12686	2493	2720	2720	734	1062	528	382
	B9C-12054	120 x 54 / 38		2	2	14448	13444	2582	2936	2936	642	1213	528	402
	B9C-12060	120 x 60 / 42		2	2	15302	14241	2671	3152	3152	551	1363	547	420
	B9C-12072	120 x 72 / 48		2	2	17657	16369	2849	3873	3873	246	1863	606	504
	B9C-13248	132 x 48 / 35		3	2	15770	14738	2671	4080	4080	1100	1593	792	420
	B9C-13254	132 x 54 / 38		3	2	16685	15596	2760	4404	4404	964	1819	792	441
	B9C-13260	132 x 60 / 42		3	2	17498	16381	2849	4729	4729	827	2045	820	462
	B9C-13272	132 x 72 / 48		3	3	21345	19377	3027	5810	5810	369	2795	909	554
	B9C-14448	144 x 48 / 35		3	2	16660	15542	2849	4080	4080	1100	1593	792	458
	B9C-14454	144 x 54 / 38		3	2	17608	16435	2938	4404	4404	964	1819	792	481
	B9C-14460	144 x 60 / 42		3	2	18599	17368	3027	4729	4729	827	2045	820	504
	B9C-14472	144 x 72 / 48		3	3	23933	21965	3205	5810	5810	369	2795	909	604
	B9C-16848	168 x 48 / 35		3	2	18927	17583	3205	4080	4080	1100	1593	792	589
	B9C-16854	168 x 54 / 38		3	2	20095	18647	3294	4404	4404	964	1819	792	589
	B9C-16860	168 x 60 / 42		3	2	21302	19769	3384	4729	4729	827	2045	820	589
	B9C-16872	168 x 72 / 48		3	3	26507	24311	3562	5810	5810	369	2795	909	704
	B9C-18048	180 x 48 / 35		3	2	20080	18574	3384	4080	4080	1100	1593	792	504
	B9C-18054	180 x 54 / 38		3	2	21283	19692	3473	4404	4404	964	1819	792	568
	B9C-18060	180 x 60 / 42		3	2	22526	20849	3562	4729	4729	827	2045	820	630
	B9C-18072	180 x 72 / 48		3	3	27798	25462	3740	5810	5810	369	2795	909	755
	B9C-19248	192 x 48 / 35		3	2	21726	20078	3562	4080	4080	1100	1593	792	672
	B9C-19254	192 x 54 / 38		3	2	22822	21117	3651	4404	4404	964	1819	792	672
	B9C-19260	192 x 60 / 42		3	2	24098	22308	3740	4729	4729	827	2045	820	672
	B9C-19272	192 x 72 / 48		3	4	29620	27142	3918	5810	5810	369	2795	909	836
	B9C-21648	216 x 48 / 35		4	3	25219	23353	3918	5440	5440	1467	2124	1056	604
	B9C-21654	216 x 54 / 38		4	3	27072	25064	4007	5872	5872	1285	2425	1056	680
	B9C-21660	216 x 60 / 42		4	3	28483	26391	4096	6305	6305	1102	2726	1094	755
	B9C-21672	216 x 72 / 48		4	4	33801	31147	4274	7746	7746	492	3727	1213	905
	B9C-24048	240 x 48 / 30		4	3	27286	25324	4185	5152	5152	1586	1921	988	761
	B9C-24054	240 x 54 / 38		4	3	29214	27207	4363	5872	5872	1285	2425	1056	811
	B9C-24060	240 x 60 / 42		4	3	30765	28509	4452	6305	6305	1102	2726	1094	838
	B9C-24072	240 x 72 / 48		4	4	37207	34291	4630	7746	7746	492	3727	1213	1005



Add Access Door to Base for Wire Management:  
 Cora \$866;  
 High Gloss Paint \$1101;  
 Laminate \$1058;  
 Veneer \$1153;  
 S. Steel (Brushed or Polished) \$1061

Blade

Corian - Glacier White

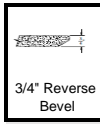


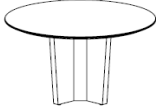

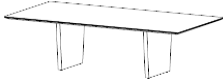
Shape(s)	Item Codes	Length	Width h	# of Bases	Top Sections	Qty. 1	Qty. 3	Add for 1" thick top	Add Base upgrade: Brushed S. Steel	Add Base upgrade: Polished S. Steel	Add Base upgrade: Laminate	Add Base upgrade: Veneer	Add Base upgrade: High Gloss Paint	Add crate net
Oval	B10C-XXXXX							10CR-XXXX	BSB-XX	BSP-XX	BPL-XX	BWV-XX	BHG-XX	CR-XXXXX
	B10C-7242	72 x 42	2	1		8940	8362	1692	2576	2576	793	960	494	209
	B10C-7248	72 x 48	2	1		9427	8821	1781	2720	2720	734	1062	528	253
	B10C-8442	84 x 42	2	1		9571	8964	1870	2576	2576	793	960	494	267
	B10C-8448	84 x 48	2	1		10241	9580	1959	2720	2720	734	1062	528	267
	B10C-9642	96 x 42	2	1		10607	9888	2048	2576	2576	793	960	494	292
	B10C-9648	96 x 48	2	1		11312	10535	2137	2720	2720	734	1062	528	305
	B10C-9654	96 x 54	2	1		12058	11225	2226	2936	2936	642	1213	528	311
	B10C-9660	96 x 60	2	1		12702	11840	2315	3152	3152	551	1363	547	318
	B10C-9672	96 x 72	2	2		15280	14135	2493	3873	3873	246	1863	606	458
	B10C-10842	108 x 42	2	1		11720	10972	2226	2576	2576	793	960	494	343
	B10C-10848	108 x 48	2	1		12460	11655	2315	2720	2720	734	1062	528	343
	B10C-10854	108 x 54	2	1		13523	12605	2404	2936	2936	642	1213	528	348
	B10C-10860	108 x 60	2	1		14343	13369	2493	3152	3152	551	1363	547	352
	B10C-10872	108 x 72	2	2		16771	15540	2671	3873	3873	246	1863	606	484
	B10C-12048	120 x 48	2	2		13633	12686	2493	2720	2720	734	1062	528	382
	B10C-12054	120 x 54	2	2		14448	13444	2582	2936	2936	642	1213	528	402
	B10C-12060	120 x 60	2	2		15302	14241	2671	3152	3152	551	1363	547	420
	B10C-12072	120 x 72	2	2		17657	16369	2849	3873	3873	246	1863	606	504
	B10C-13248	132 x 48	3	2		15770	14738	2671	4080	4080	1100	1593	792	420
	B10C-13254	132 x 54	3	2		16685	15596	2760	4404	4404	964	1819	792	441
	B10C-13260	132 x 60	3	2		17498	16381	2849	4729	4729	827	2045	820	462
	B10C-13272	132 x 72	3	3		21345	19377	3027	5810	5810	369	2795	909	554
	B10C-14448	144 x 48	3	2		16660	15542	2849	4080	4080	1100	1593	792	458
	B10C-14454	144 x 54	3	2		17608	16435	2938	4404	4404	964	1819	792	481
	B10C-14460	144 x 60	3	2		18599	17368	3027	4729	4729	827	2045	820	504
	B10C-14472	144 x 72	3	3		23933	21965	3205	5810	5810	369	2795	909	604
	B10C-16848	168 x 48	3	2		18927	17583	3205	4080	4080	1100	1593	792	589
	B10C-16854	168 x 54	3	2		20095	18647	3294	4404	4404	964	1819	792	589
	B10C-16860	168 x 60	3	2		21302	19769	3384	4729	4729	827	2045	820	589
	B10C-16872	168 x 72	3	3		26507	24311	3562	5810	5810	369	2795	909	704
	B10C-18048	180 x 48	3	2		20080	18574	3384	4080	4080	1100	1593	792	504
	B10C-18054	180 x 54	3	2		21283	19692	3473	4404	4404	964	1819	792	568
	B10C-18060	180 x 60	3	2		22526	20849	3562	4729	4729	827	2045	820	630
	B10C-18072	180 x 72	3	3		27798	25462	3740	5810	5810	369	2795	909	755
	B10C-19248	192 x 48	3	2		21726	20078	3562	4080	4080	1100	1593	792	672
B10C-19254	192 x 54	3	2		22822	21117	3651	4404	4404	964	1819	792	672	
B10C-19260	192 x 60	3	2		24098	22308	3740	4729	4729	827	2045	820	672	
B10C-19272	192 x 72	3	4		29620	27142	3918	5810	5810	369	2795	909	836	
B10C-21648	216 x 48	4	3		25219	23353	3918	5440	5440	1467	2124	1056	604	
B10C-21654	216 x 54	4	3		27072	25064	4007	5872	5872	1285	2425	1056	680	
B10C-21660	216 x 60	4	3		28483	26391	4096	6305	6305	1102	2726	1094	755	
B10C-21672	216 x 72	4	4		33801	31147	4274	7746	7746	492	3727	1213	905	
B10C-24048	240 x 48	4	3		27286	25324	4185	5152	5152	1586	1921	988	761	
B10C-24054	240 x 54	4	3		29214	27207	4363	5872	5872	1285	2425	1056	811	
B10C-24060	240 x 60	4	3		30765	28509	4452	6305	6305	1102	2726	1094	838	
B10C-24072	240 x 72	4	4		37207	34291	4630	7746	7746	492	3727	1213	1005	



Add Access Door to Base for Wire Management:  
 Colora \$866;  
 High Gloss Paint \$1101;  
 Laminate \$1058;  
 Veneer \$1153;  
 S. Steel (Brushed or Polished) \$1061

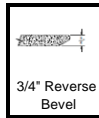
# Blade Standard Stone



Shape	Item Code	Length	Width	# of Bases	Top Sections	Qty. 1	Add for 1-1/2" RB edge Qty. 1	Add Base upgrade: Brushed S. Steel	Add Base upgrade: Polished S. Steel	Add Base upgrade: Laminate	Add Base upgrade: Veneer	Add Base upgrade: High Gloss Paint	Add crate net
<b>Round</b> 	B1S-XX						1SR-XX	BSB-XX	BSP-XX	BPL-XX	BWV-XX	BHG-XX	CR-XX
	B1S-36	36 ∅		CR	1	8397	1322	3938	3938	1681	2007	1193	125
	B1S-42	42 ∅		CR	1	9992	1542	4226	4226	1558	2206	1216	147
	B1S-48	48 ∅		CR	1	11649	1762	4370	4370	1499	2308	1250	168
	B1S-54	54 ∅		CR	1	13635	1983	4752	4752	1543	2594	1332	189
	B1S-60	60 ∅		CR	1	15667	2203	4968	4968	1452	2744	1352	210
	B1S-72	72 ∅		CR	2	23543	2643	5689	5689	1147	3245	1411	343
<b>Square</b> 	B7S-XXXX						7SR-XXXX	BSB-XX	BSP-XX	BPL-XX	BWV-XX	BHG-XX	CR-XXXX
	B7S-3636	36 x 36		CR	1	8074	641	3938	3938	1681	2007	1193	125
	B7S-4242	42 x 42		CR	1	9545	748	4226	4226	1558	2206	1216	147
	B7S-4848	48 x 48		CR	1	11063	855	4370	4370	1499	2308	1250	168
	B7S-5454	54 x 54		CR	1	12889	962	4752	4752	1543	2594	1332	189
	B7S-6060	60 x 60		CR	1	14737	1068	4968	4968	1452	2744	1352	210
	B7S-7272	72 x 72		CR	2	21929	1282	5689	5689	1147	3245	1411	343
<b>Rectangle</b> 	B5S-XXXXX						5SR-XXXXX	BSB-XX	BSP-XX	BPL-XX	BWV-XX	BHG-XX	CR-XXXXX
	B5S-7236	72 x 36		2	1	12178	962	2287	2287	916	761	471	229
	B5S-7242	72 x 42		2	1	13667	1015	2576	2576	793	960	494	209
	B5S-7248	72 x 48		2	1	14686	1068	2720	2720	734	1062	528	253
	B5S-8442	84 x 42		2	1	14984	1122	2576	2576	793	960	494	267
	B5S-8448	84 x 48		2	1	16579	1175	2720	2720	734	1062	528	267
	B5S-9642	96 x 42		2	1	16723	1229	2576	2576	793	960	494	292
	B5S-9648	96 x 48		2	1	18004	1282	2720	2720	734	1062	528	305
	B5S-9654	96 x 54		2	1	19327	1336	2936	2936	642	1213	528	311
	B5S-9660	96 x 60		2	1	20649	1389	3152	3152	551	1363	547	318
	B5S-9672	96 x 72		2	2	27234	1496	3873	3873	246	1863	606	458
	B5S-10842	108 x 42		2	1	18425	1336	2576	2576	793	960	494	343
	B5S-10848	108 x 48		2	1	19835	1389	2720	2720	734	1062	528	343
	B5S-10854	108 x 54		2	1	21283	1442	2936	2936	642	1213	528	348
	B5S-10860	108 x 60		2	1	22732	1496	3152	3152	551	1363	547	352
B5S-10872	108 x 72		2	2	29491	1603	3873	3873	246	1863	606	484	

Add Access Door to Base for Wire Management: Colora \$866; High Gloss Paint \$1101; Laminate \$1058; Veneer \$1153; S. Steel (Brushed or Polished) \$1061

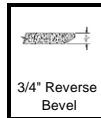
# Blade Standard Stone



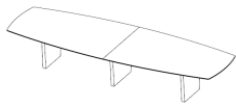
Shape	Item Code	Length	Width	# of Bases	Top Sections	Qty. 1	Add for 1-1/2" RB edge Qty. 1	Add Base upgrade: Brushed S. Steel	Add Base upgrade: Polished S. Steel	Add Base upgrade: Laminate	Add Base upgrade: Veneer	Add Base upgrade: High Gloss Paint	Add crate net
<b>Rectangle cont'd.</b>	B5S-XXXXX						5SR-XX	BSB-XX	BSP-XX	BPL-XX	BWV-XX	BHG-XX	CR-XXXXX
	B5S-12048	120 x 48		2	2	23151	1494	2720	2720	734	1062	528	382
	B5S-12054	120 x 54		2	2	24728	1548	2936	2936	642	1213	528	402
	B5S-12060	120 x 60		2	2	26303	1602	3152	3152	551	1363	547	420
	B5S-12072	120 x 72		2	2	29532	1711	3873	3873	246	1863	606	504
	B5S-13248	132 x 48		3	2	25885	1600	4080	4080	1100	1593	792	420
	B5S-13254	132 x 54		3	2	27653	1653	4404	4404	964	1819	792	441
	B5S-13260	132 x 60		3	2	29421	1708	4729	4729	827	2045	820	462
	B5S-13272	132 x 72		3	3	35085	1816	5810	5810	369	2795	909	554
	B5S-14448	144 x 48		3	2	27310	1707	4080	4080	1100	1593	792	458
	B5S-14454	144 x 54		3	2	29205	1761	4404	4404	964	1819	792	481
	B5S-14460	144 x 60		3	2	31100	1815	4729	4729	827	2045	820	504
	B5S-14472	144 x 72		3	3	37016	1924	5810	5810	369	2795	909	604
	B5S-16848	168 x 48		3	2	30424	1921	4080	4080	1100	1593	792	589
	B5S-16854	168 x 54		3	2	32581	1974	4404	4404	964	1819	792	589
	B5S-16860	168 x 60		3	2	34737	2028	4729	4729	827	2045	820	589
	B5S-16872	168 x 72		3	3	41176	2137	5810	5810	369	2795	909	704
	B5S-18048	180 x 48		3	2	31848	2028	4080	4080	1100	1593	792	504
	B5S-18054	180 x 54		3	2	34130	2083	4404	4404	964	1819	792	568
	B5S-18060	180 x 60		3	3	36415	2136	4729	4729	827	2045	820	630
	B5S-18072	180 x 72		3	3	43109	2244	5810	5810	369	2795	909	755
	B5S-19248	192 x 48		3	2	33274	2134	4080	4080	1100	1593	792	672
	B5S-19254	192 x 54		3	2	35686	2187	4404	4404	964	1819	792	672
	B5S-19260	192 x 60		3	3	38094	2242	4729	4729	827	2045	820	672
	B5S-19272	192 x 72		3	4	45042	2350	5810	5810	369	2795	909	836
	B5S-21648	216 x 48		4	3	39783	2351	5440	5440	1467	2124	1056	604
	B5S-21654	216 x 54		4	3	42513	2404	5872	5872	1285	2425	1056	680
	B5S-21660	216 x 60		4	3	45245	2456	6305	6305	1102	2726	1094	755
	B5S-21672	216 x 72		4	4	52910	2564	7746	7746	492	3727	1213	905
	B5S-24048	240 x 48		4	3	42659	2564	5152	5152	1586	1921	988	762
	B5S-24054	240 x 54		4	3	45653	2617	5872	5872	1285	2425	1056	811
	B5S-24060	240 x 60		4	3	48644	2671	6305	6305	1102	2726	1094	838
	B5S-24072	240 x 72		4	4	58724	2777	7746	7746	492	3727	1213	1005

Add Access Door to Base for Wire Management:  
 Colora \$866;  
 High Gloss Paint \$1101;  
 Laminate \$1058;  
 Veneer \$1153;  
 S. Steel (Brushed or Polished) \$1061

# Blade Standard Stone

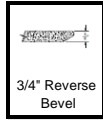


Shape	Item Code	Length	Width	# of Bases	Top Sections	Qty. 1	Add for 1-1/2" RB edge Qty. 1	Add Base upgrade: Brushed S. Steel	Add Base upgrade: Polished S. Steel	Add Base upgrade: Laminate	Add Base upgrade: Veneer	Add Base upgrade: High Gloss Paint	Add crate net
<b>Arced Boat</b>	B6S-XXXXX						6SR-XXXXX	BSB-XX	BSP-XX	BPL-XX	BWV-XX	BHG-XX	CR-XXXXX
	B6S-7242	72 x 42 / 30	2	1	14769	2538	2576	2576	793	960	494	209	
	B6S-7248	72 x 48 / 35	2	1	15888	2671	2720	2720	734	1062	528	253	
	B6S-8442	84 x 42 / 30	2	1	16284	2805	2576	2576	793	960	494	267	
	B6S-8448	84 x 48 / 35	2	1	17990	2938	2720	2720	734	1062	528	267	
	B6S-9642	96 x 42 / 30	2	1	18218	3072	2576	2576	793	960	494	292	
	B6S-9648	96 x 48 / 35	2	1	19624	3205	2720	2720	734	1062	528	305	
	B6S-9654	96 x 54 / 38	2	1	21068	3339	2936	2936	642	1213	528	311	
	B6S-9660	96 x 60 / 42	2	1	22513	3473	3152	3152	551	1363	547	318	
	B6S-9672	96 x 72 / 48	2	2	27453	3740	3873	3873	246	1863	606	458	
	B6S-10842	108 x 42 / 30	2	1	20058	3339	2576	2576	793	960	494	343	
	B6S-10848	108 x 48 / 35	2	1	21602	3473	2720	2720	734	1062	528	343	
	B6S-10854	108 x 54 / 38	2	1	23186	3606	2936	2936	642	1213	528	348	
	B6S-10860	108 x 60 / 42	2	1	24769	3740	3152	3152	551	1363	547	352	
	B6S-10872	108 x 72 / 48	2	2	29907	4008	3873	3873	246	1863	606	484	
	B6S-12048	120 x 48 / 35	2	2	25129	3737	2720	2720	734	1062	528	382	
	B6S-12054	120 x 54 / 38	2	2	26852	3871	2936	2936	642	1213	528	402	
	B6S-12060	120 x 60 / 42	2	2	28573	4006	3152	3152	551	1363	547	420	
	B6S-12072	120 x 72 / 48	2	2	32097	4274	3873	3873	246	1863	606	504	
	B6S-13248	132 x 48 / 35	3	2	28012	4004	4080	4080	1100	1593	792	420	
	B6S-13254	132 x 54 / 38	3	2	29940	4137	4404	4404	964	1819	792	441	
	B6S-13260	132 x 60 / 42	3	2	31866	4272	4729	4729	827	2045	820	462	
	B6S-13272	132 x 72 / 48	3	3	37846	4541	5810	5810	369	2795	909	554	
	B6S-14448	144 x 48 / 35	3	2	29645	4271	4080	4080	1100	1593	792	458	
	B6S-14454	144 x 54 / 38	3	2	31712	4404	4404	4404	964	1819	792	481	
	B6S-14460	144 x 60 / 42	3	2	33777	4539	4729	4729	827	2045	820	504	
	B6S-14472	144 x 72 / 48	3	3	40036	4808	5810	5810	369	2795	909	604	
	B6S-16848	168 x 48 / 35	3	2	33115	4808	4080	4080	1100	1593	792	589	
	B6S-16854	168 x 54 / 38	3	2	35470	4939	4404	4404	964	1819	792	589	
	B6S-16860	168 x 60 / 42	3	2	37821	5072	4729	4729	827	2045	820	589	
	B6S-16872	168 x 72 / 48	3	3	44649	5342	5810	5810	369	2795	909	704	
	B6S-18048	180 x 48 / 35	3	2	34690	5075	4080	4080	1100	1593	792	504	
	B6S-18054	180 x 54 / 38	3	2	37181	5209	4404	4404	964	1819	792	568	
	B6S-18060	180 x 60 / 42	3	3	39673	5341	4729	4729	827	2045	820	630	
	B6S-18072	180 x 72 / 48	3	3	46779	5610	5810	5810	369	2795	909	755	
	B6S-19248	192 x 48 / 35	3	2	36797	5342	4080	4080	1100	1593	792	672	
	B6S-19254	192 x 54 / 38	3	2	39429	5473	4404	4404	964	1819	792	672	
	B6S-19260	192 x 60 / 42	3	3	42058	5607	4729	4729	827	2045	820	672	
	B6S-19272	192 x 72 / 48	3	4	49443	5877	5810	5810	369	2795	909	836	
	B6S-21648	216 x 48 / 35	4	3	43252	5877	5440	5440	1467	2124	1056	604	
	B6S-21654	216 x 54 / 38	4	3	46226	6009	5872	5872	1285	2425	1056	680	
	B6S-21660	216 x 60 / 42	4	3	49199	6144	6305	6305	1102	2726	1094	755	
	B6S-21672	216 x 72 / 48	4	4	57351	6411	7746	7746	492	3727	1213	905	
	B6S-24048	240 x 48 / 35	4	3	47139	6277	5152	5152	1586	1921	988	762	
	B6S-24054	240 x 54 / 38	4	3	50396	6544	5872	5872	1285	2425	1056	811	
	B6S-24060	240 x 60 / 42	4	3	53656	6678	6305	6305	1102	2726	1094	838	
	B6S-24072	240 x 72 / 48	4	4	64269	6945	7746	7746	492	3727	1213	1005	

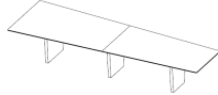


Add Access Door to Base for Wire Management:  
 Colora \$866;  
 High Gloss Paint \$1101;  
 Laminate \$1058;  
 Veneer \$1153;  
 S. Steel (Brushed or Polished) \$1061

# Blade Standard Stone



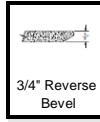
Shape	Item Code	Length	Width	# of Bases	Top Sections	Qty. 1	Add for 1-1/2" RB edge Qty. 1	Add Base upgrade: Brushed S. Steel	Add Base upgrade: Polished S. Steel	Add Base upgrade: Laminate	Add Base upgrade: Veneer	Add Base upgrade: High Gloss Paint	Add crate net
<b>Wedge</b>	B9S-XXXXX						9SR-XXXXX	BSB-XX	BSP-XX	BPL-XX	BWV-XX	BHG-XX	CR-XXXXX
	B9S-7242	72 x 42 / 30	2	1	14769	2538	2576	2576	793	960	494	209	
	B9S-7248	72 x 48 / 35	2	1	15888	2671	2720	2720	734	1062	528	253	
	B9S-8442	84 x 42 / 30	2	1	16284	2805	2576	2576	793	960	494	267	
	B9S-8448	84 x 48 / 35	2	1	17990	2938	2720	2720	734	1062	528	267	
	B9S-9642	96 x 42 / 30	2	1	18218	3072	2576	2576	793	960	494	292	
	B9S-9648	96 x 48 / 35	2	1	19624	3205	2720	2720	734	1062	528	305	
	B9S-9654	96 x 54 / 38	2	1	21068	3339	2936	2936	642	1213	528	311	
	B9S-9660	96 x 60 / 42	2	1	22513	3473	3152	3152	551	1363	547	318	
	B9S-9672	96 x 72 / 48	2	2	27453	3740	3873	3873	246	1863	606	458	
	B9S-10842	108 x 42 / 30	2	1	20058	3339	2576	2576	793	960	494	343	
	B9S-10848	108 x 48 / 35	2	1	21602	3473	2720	2720	734	1062	528	343	
	B9S-10854	108 x 54 / 38	2	1	23186	3606	2936	2936	642	1213	528	348	
	B9S-10860	108 x 60 / 42	2	1	24769	3740	3152	3152	551	1363	547	352	
	B9S-10872	108 x 72 / 48	2	2	29907	4008	3873	3873	246	1863	606	484	
	B9S-12048	120 x 48 / 35	2	2	25129	3737	2720	2720	734	1062	528	382	
	B9S-12054	120 x 54 / 38	2	2	26852	3871	2936	2936	642	1213	528	402	
	B9S-12060	120 x 60 / 42	2	2	28573	4006	3152	3152	551	1363	547	420	
	B9S-12072	120 x 72 / 48	2	2	32097	4274	3873	3873	246	1863	606	504	
	B9S-13248	132 x 48 / 35	3	2	28012	4004	4080	4080	1100	1593	792	420	
	B9S-13254	132 x 54 / 38	3	2	29940	4137	4404	4404	964	1819	792	441	
	B9S-13260	132 x 60 / 42	3	2	31866	4272	4729	4729	827	2045	820	462	
	B9S-13272	132 x 72 / 48	3	3	37846	4541	5810	5810	369	2795	909	554	
	B9S-14448	144 x 48 / 35	3	2	29645	4271	4080	4080	1100	1593	792	458	
	B9S-14454	144 x 54 / 38	3	2	31712	4404	4404	4404	964	1819	792	481	
	B9S-14460	144 x 60 / 42	3	2	33777	4539	4729	4729	827	2045	820	504	
	B9S-14472	144 x 72 / 48	3	3	40036	4808	5810	5810	369	2795	909	604	
	B9S-16848	168 x 48 / 35	3	2	33115	4808	4080	4080	1100	1593	792	589	
	B9S-16854	168 x 54 / 38	3	2	35470	4939	4404	4404	964	1819	792	589	
	B9S-16860	168 x 60 / 42	3	2	37821	5072	4729	4729	827	2045	820	589	
	B9S-16872	168 x 72 / 48	3	3	44649	5342	5810	5810	369	2795	909	704	
	B9S-18048	180 x 48 / 35	3	2	34690	5075	4080	4080	1100	1593	792	504	
	B9S-18054	180 x 54 / 38	3	2	37181	5209	4404	4404	964	1819	792	568	
	B9S-18060	180 x 60 / 42	3	3	39673	5341	4729	4729	827	2045	820	630	
	B9S-18072	180 x 72 / 48	3	3	46779	5610	5810	5810	369	2795	909	755	
	B9S-19248	192 x 48 / 35	3	2	36797	5342	4080	4080	1100	1593	792	672	
B9S-19254	192 x 54 / 38	3	2	39429	5473	4404	4404	964	1819	792	672		
B9S-19260	192 x 60 / 42	3	3	42058	5607	4729	4729	827	2045	820	672		
B9S-19272	192 x 72 / 48	3	4	49443	5877	5810	5810	369	2795	909	836		
B9S-21648	216 x 48 / 35	4	3	43252	5877	5440	5440	1467	2124	1056	604		
B9S-21654	216 x 54 / 38	4	3	46226	6009	5872	5872	1285	2425	1056	680		
B9S-21660	216 x 60 / 42	4	3	49199	6144	6305	6305	1102	2726	1094	755		
B9S-21672	216 x 72 / 48	4	4	57351	6411	7746	7746	492	3727	1213	905		
B9S-24048	240 x 48 / 35	4	3	47138	6277	5152	5152	1586	1921	988	762		
B9S-24054	240 x 54 / 38	4	3	50396	6544	5872	5872	1285	2425	1056	811		
B9S-24060	240 x 60 / 42	4	3	53656	6678	6305	6305	1102	2726	1094	838		
B9S-24072	240 x 72 / 48	4	4	64269	6945	7746	7746	492	3727	1213	1005		



Add Access Door to Base for Wire Management:  
 Colora \$866;  
 High Gloss Paint \$1101;  
 Laminate \$1058;  
 Veneer \$1153;  
 S. Steel (Brushed or Polished) \$1061



# Blade Standard Stone



Shape	Item Code	Length	Width	# of Bases	Top Sections	Qty. 1	Add for 1-1/2" RB edge Qty. 1	Add Base upgrade: Brushed S. Steel	Add Base upgrade: Polished S. Steel	Add Base upgrade: Laminate	Add Base upgrade: Veneer	Add Base upgrade: High Gloss Paint	Add crate net
Oval	B10S-XXXXX						10RS-XXXXX	BSB-XX	BSP-XX	BPL-XX	BWV-XX	BHG-XX	CR-XXXXX
	B10S-7242	72 x 42	2	1	1	14769	2538	2576	2576	793	960	494	209
	B10S-7248	72 x 48	2	1	1	15888	2671	2720	2720	734	1062	528	253
	B10S-8442	84 x 42	2	1	1	16284	2805	2576	2576	793	960	494	267
	B10S-8448	84 x 48	2	1	1	17990	2938	2720	2720	734	1062	528	267
	B10S-9642	96 x 42	2	1	1	18218	3072	2576	2576	793	960	494	292
	B10S-9648	96 x 48	2	1	1	19624	3205	2720	2720	734	1062	528	305
	B10S-9654	96 x 54	2	1	1	21068	3339	2936	2936	642	1213	528	311
	B10S-9660	96 x 60	2	1	1	22513	3473	3152	3152	551	1363	547	318
	B10S-9672	96 x 72	2	2	2	27453	3740	3873	3873	246	1863	606	458
	B10S-10842	108 x 42	2	1	1	20058	3339	2576	2576	793	960	494	343
	B10S-10848	108 x 48	2	1	1	21602	3473	2720	2720	734	1062	528	343
	B10S-10854	108 x 54	2	1	1	23186	3606	2936	2936	642	1213	528	348
	B10S-10860	108 x 60	2	1	1	24769	3740	3152	3152	551	1363	547	352
	B10S-10872	108 x 72	2	2	2	29907	4008	3873	3873	246	1863	606	484
	B10S-12048	120 x 48	2	2	2	25129	3737	2720	2720	734	1062	528	382
	B10S-12054	120 x 54	2	2	2	26852	3871	2936	2936	642	1213	528	402
	B10S-12060	120 x 60	2	2	2	28573	4006	3152	3152	551	1363	547	420
	B10S-12072	120 x 72	2	2	2	32097	4274	3873	3873	246	1863	606	504
	B10S-13248	132 x 48	3	2	2	28012	4004	4080	4080	1100	1593	792	420
	B10S-13254	132 x 54	3	2	2	29940	4137	4404	4404	964	1819	792	441
	B10S-13260	132 x 60	3	2	2	31866	4272	4729	4729	827	2045	820	462
	B10S-13272	132 x 72	3	3	3	37846	4541	5810	5810	369	2795	909	554
	B10S-14448	144 x 48	3	2	2	29645	4271	4080	4080	1100	1593	792	458
	B10S-14454	144 x 54	3	2	2	31712	4404	4404	4404	964	1819	792	481
	B10S-14460	144 x 60	3	2	2	33777	4539	4729	4729	827	2045	820	504
	B10S-14472	144 x 72	3	3	3	40036	4808	5810	5810	369	2795	909	604
	B10S-16848	168 x 48	3	2	2	33115	4808	4080	4080	1100	1593	792	589
	B10S-16854	168 x 54	3	2	2	35470	4939	4404	4404	964	1819	792	589
	B10S-16860	168 x 60	3	2	2	37821	5072	4729	4729	827	2045	820	589
	B10S-16872	168 x 72	3	3	3	44649	5342	5810	5810	369	2795	909	704
	B10S-18048	180 x 48	3	2	2	34690	5075	4080	4080	1100	1593	792	504
	B10S-18054	180 x 54	3	2	2	37181	5209	4404	4404	964	1819	792	568
	B10S-18060	180 x 60	3	3	3	39673	5341	4729	4729	827	2045	820	630
	B10S-18072	180 x 72	3	3	3	46779	5610	5810	5810	369	2795	909	755
	B10S-19248	192 x 48	3	2	2	36797	5342	4080	4080	1100	1593	792	672
	B10S-19254	192 x 54	3	2	2	39429	5473	4404	4404	964	1819	792	672
	B10S-19260	192 x 60	3	3	3	42058	5607	4729	4729	827	2045	820	672
	B10S-19272	192 x 72	3	4	4	49443	5877	5810	5810	369	2795	909	836
	B10S-21648	216 x 48	4	3	3	43252	5877	5440	5440	1467	2124	1056	604
B10S-21654	216 x 54	4	3	3	46226	6009	5872	5872	1285	2425	1056	680	
B10S-21660	216 x 60	4	3	3	49199	6144	6305	6305	1102	2726	1094	755	
B10S-21672	216 x 72	4	4	4	57351	6411	7746	7746	492	3727	1213	905	
B10S-24048	240 x 48	4	3	3	47138	6277	5152	5152	1586	1921	988	762	
B10S-24054	240 x 54	4	3	3	50396	6544	5872	5872	1285	2425	1056	811	
B10S-24060	240 x 60	4	3	3	53656	6678	6305	6305	1102	2726	1094	838	
B10S-24072	240 x 72	4	4	4	64269	6945	7746	7746	492	3727	1213	1005	

Add Access Door to Base for Wire Management:  
 Colora \$866;  
 High Gloss Paint \$1101;  
 Laminate \$1058;  
 Veneer \$1153;  
 S. Steel (Brushed or Polished) \$1061